



ULM Warhawks Men's Basketball

University of Louisiana at Monroe



ULM (18-9, 12-4 SBC)
WARHAWKS

Vs.

South Alabama
JAGUARS

(9-19, 7-10 SBC)



Game 28

Thursday, Feb. 26, 2015 • 7:05 p.m.

Mitchell Center (10,000) • Mobile, Ala.

Live Stream: South Alabama All-Access (Online Only)

Radio: KLIP LA 105.3 FM, Nick White (PXP)

Twitter: @ULM_MBB

ULM Quick Notes

- ULM will go for the season sweep over South Alabama for the second straight year. The Warhawks won the first meeting, 67-61 on Jan. 31. Junior Majok Deng registered 17 points and also grabbed eight rebounds. Sophomore Nick Coppola put in 15 points and senior Tylor Ongwae tallied a double-double with 16 points and a career-high 13 rebounds
- The Warhawks have won three straight against the Jags dating back to last year
- ULM has posted the most single-season SBC wins in school history with 12. The 18 wins overall are the most since 2006-07
- At 12-4 in conference, ULM is in a three-way tie with Georgia Southern and Georgia State for the top spot in the standings
- ULM has won six of its last seven on the road. It recently completed a six-game road winning streak, its longest since 1993-94
- This season, the Warhawks etched two win streaks of six games in the same year for the first time since 1992-93
- ULM is one of five teams left in the nation to not allow 75 points in a single game this season. The list also includes Saint Peters, Utah, Baylor and New Hampshire
- The Warhawks are 16-0 on the season when they have at least three double-figure scorers and 9-0 when they shoot over 50 percent from the field
- ULM ranks seventh in the country in three-point field goal percentage defense (.286) and top-10 in field goal percentage defense (.379). It also leads the conference in blocks with 4.5 per game
- Ongwae leads the team in both scoring (14.6 ppg) and rebounding (7.0 rpg). He's a three-time LSWA, two-time SBC and two-time CSM Player of the Week winner this season. Ongwae leads the SBC in free throw percentage (.874) and has played 40 minutes or more in four straight games

ULM MEN'S BASKETBALL SCHEDULE

Sat, Nov. 15	# at UAB	W, 74-65
Mon, Nov. 17	Champion Baptist	W, 106-39
Fri, Nov. 21	# at No. 8 Florida	L, 61-56 (OT)
Wed, Nov. 26	# vs. Coastal Carolina	L, 61-48
Thurs, Nov. 27	# vs. Robert Morris	L, 71-54
Sat, Dec. 6	Louisiana College	W, 83-55
Tues, Dec. 9	Northwestern State	W, 82-74
Sat, Dec. 13	at New Mexico	L, 54-46
Tues, Dec. 16	Central Baptist	W, 78-53
Fri, Dec. 19	LSU-Alexandria	W, 76-71
Sun, Dec. 21	at Samford	L, 64-50
Tues, Dec. 30	at Georgia State*	L, 65-45
Mon, Jan. 5	Arkansas State*	W, 70-61
Thurs, Jan. 8	at UT Arlington*	W, 76-73 (OT)
Sat, Jan. 10	at Texas State*	W, 62-59
Thurs, Jan. 15	Troy*	W, 63-54
Sat, Jan. 17	UALR*	W, 64-52
Mon, Jan. 19	at UL-Lafayette*	W, 57-55
Thurs, Jan. 22	UT Arlington*	L, 61-57
Sat, Jan. 24	Georgia Southern*	L, 57-53
Thurs, Jan. 29	at Troy*	W, 58-55 (OT)
Sat, Jan. 31	South Alabama*	W, 67-61
Thurs, Feb. 5	at UALR*	W, 77-61
Sat, Feb. 7	at Georgia Southern*	W, 71-68 (OT)
Thurs, Feb. 12	UL-Lafayette*	W, 67-55
Sat, Feb. 14	Appalachian State*	W, 69-58
Sat, Feb. 21	at Arkansas State*	L, 70-68
Thurs, Feb. 26	at South Alabama*	7:05 PM
Sat, Feb. 28	at Appalachian State*	2:30 PM
Thurs, March 5	Georgia State*	7:00 PM
Sat, March 7	Texas State*	4:00 PM
Thurs, March 12	SBC Championships%	TBA

All times Central and subject to change. **Bold** indicates home game; *-Sun Belt game; %-SBC Tournament; #Battle 4 Atlantis

We are ULM. Please note that there are only two correct versions of our institution's name, the preferred acronym ULM and the full name, the University of Louisiana at Monroe. Any other reference, including Louisiana-Monroe, UL-Monroe, La.-Monroe, LAM, or simply Monroe, are incorrect.

Media Relations Contacts

Robbie Kleinmuntz (Primary)	Michael Garabedian
Assistant Director	Graduate Assistant
kleinmuntz@ulm.edu	garabemc@warhawks.ulm.edu
O: 318-342-5462	O: 318-342-5461
C: 847-912-5380	C: 305-926-8420



ULM Warhawks Men's Basketball

University of Louisiana at Monroe



Keith Richard

Head Coach

Fifth Year at ULM

14th Season Overall

Alma Mater: ULM (1982)

THE RICHARD FILE

COACHING HONORS

- 1999 Sun Belt Coach of the Year
- Has been part of the coaching staff for seven NCAA Tournament and three NIT teams

COACHING CAREER

Season	School	Position	Record
1984-85	ULM	Graduate Assistant	17-12
1985-86	ULM	Graduate Assistant	20-10/NCAA
1986-87	Marshall	Assistant Coach	25-6/NCAA
1987-88	Marshall	Assistant Coach	24-8/NIT
1988-89	Marshall	Assistant Coach	15-15
1989-90	ULM	Assistant Coach	22-8/NCAA
1990-91	ULM	Assistant Coach	25-8/NCAA
1991-92	ULM	Assistant Coach	19-10/NCAA
1992-93	ULM	Assistant Coach	26-5/NCAA
1993-94	ULM	Assistant Coach	19-9
1994-95	La. Tech	Assistant Coach	14-13
1995-96	La. Tech	Associate Head Coach	11-17
1996-97	La. Tech	Associate Head Coach	15-14
1997-98	La. Tech	Associate Head Coach	12-15
1998-99	La. Tech	Head Coach	19-9
1999-00	La. Tech	Head Coach	21-8
2000-01	La. Tech	Head Coach	17-12
2001-02	La. Tech	Head Coach	22-10/NIT
2002-03	La. Tech	Head Coach	12-15
2003-04	La. Tech	Head Coach	15-15
2004-05	La. Tech	Head Coach	14-15
2005-06	La. Tech	Head Coach	20-13/NIT
2006-07	La. Tech	Head Coach	10-20
2008-09	LSU	Assistant Coach	27-8/NCAA
2009-10	LSU	Assistant Coach	11-20
2010-11	ULM	Head Coach	7-24
2011-12	ULM	Head Coach	3-26
2012-13	ULM	Head Coach	4-23
2013-14	ULM	Head Coach	10-17
2014-15	ULM	Head Coach	18-9

PLAYING CAREER

- Played for ULM from 1978-82; Coached by Lenny Fant, Benny Hollis & Mike Vining
- 1979 Atlantic Sun Tournament Champions, NIT
- 1980 Atlantic Sun Regular Season Champions
- 1982 Atlantic Sun Tournament Champions, NCAA
- Two-time team captain ('81 & '82)
- Led team in assists twice

EDUCATION

- Bachelor's degree in general business, ULM (1982)
- Master's degree in guidance counseling, ULM (1986)

ULM Quick Notes Continued...

- ULM is 4-1 in February. It wrapped up the month of January with an 8-2 record, its best January record since 2001-02
- The Warhawks are receiving votes in this week's CollegeInsider Mid-Major Top-25 Poll. They have been as high as No. 22 this season
- Coppola leads the SBC in assist:turnover ratio (2.2) and is third in assists (4.0 apg). He's played 40 minutes (or more) in five straight games, 11 times this season and 20 times in his career. Coppola is coming off a career performance where he scored 19 points on seven made field goals and five three-pointers last Saturday at Arkansas State
- Deng puts in 11.6 points per game in league action and is shooting .373 (22-59) from three-point range. He averages 1.6 blocks per game on the year, second-best in the SBC
- ULM is 11-2 at home this season and 401-171 (.701) all-time in Fant-Ewing Coliseum
- The Warhawks have already surpassed their conference win total from last season by five games and has also surpassed their overall win total by eight games when they finished 10-17 (7-11 SBC)
- Twice this season the Warhawks erased a 13-point second half deficit to come back and win in overtime. They did it at UT Arlington and Troy. Keith Richard is 20-9 all-time in overtime in his head coaching career and 3-0 SBC this year
- ULM completed the season-sweep over rival UL-Lafayette for the first time since 1971-72. The Warhawks have also swept the season series over UALR and Troy this season. It was the second year in a row that ULM swept UALR
- Ongwae won Sun Belt Conference Player of the Week, College Sports Madness SBC Player of the Week and Louisiana Player of the Week on Feb. 9. He averaged 20 points per game on the week and led the Warhawks to a pair of victories including a road win at Georgia Southern to catapult them into first-place
- It marked the second SBC and CSM weekly awards and third LSWA weekly award for Ongwae this season. ULM is also the only team in the SBC to win three weekly awards this year as senior Marvin Williams won on Jan. 12
- Ongwae was also named to the Capital One Academic All-District First-Team last week. He is one of 40 finalists for Academic All-America and the only from the SBC
- Senior Marvin Williams was named SBC Player of the Week and Co-Louisiana Player of the Week on Jan. 12, 2015. Williams shot 26-33 (.798) and averaged 20.7 points on the week. He posted a career-high 22 points against Red Wolves and then matched his scoring and rebounding highs with 22 and 13 against the Mavs, respectively. Williams' Player of the Week honors came on a stretch of three games in five days where the Warhawks went undefeated
- Ongwae's first couple weekly awards came when he won Co-LSWA Player of the Week on Dec. 22, 2014 and Sun Belt Conference Player of the Week on Nov. 18, 2014. He was named to the Preseason All-SBC Second-Team after earning four postseason awards in 2013-14



ULM Warhawks Men's Basketball

University of Louisiana at Monroe



ULM Quick Notes Continued...

- The Warhawks have won three SBC Player of the Week awards this season with Ongwae winning twice. ULM has had two different players earn SBC Player of the Week honors in the same season for the first time in school history

- Ongwae, the two-time reigning Warhawk of the Week winner, has won the award nine times in his career, the most in the award's two-year history

- ULM has had five different players tally a double-double and eight different players reach double-figure scoring in a game this season

- At the start of conference play, ULM shot up to the top of the standings after its first six-game winning streak of the year. It was the most consecutive SBC victories in school history. It was also the most league wins in-a-row since 1998-99 when it was a member of the Southland Conference

- The Warhawks closed out non-conference play with a winning record for the first time since 2007-08

- Earlier this season, ULM took eighth-ranked Florida to overtime. Coppola hit a three-pointer with 19 seconds left to level the score at 51. ULM led 54-53 with 3:00 remaining in overtime after a three-point play from Ongwae

- The 61 points allowed versus No. 8 Florida was the lowest ULM has ever let up against a ranked opponent in program history

- ULM hung around in front of 13,710 fans at The Pit against New Mexico in a closely contested 54-46 decision. ULM went on an 11-0 run in the second half to make it a six-point game with 3:48 remaining

- The Warhawks posted a historic 106-39 victory over Champion Baptist in their home opener. The 67-point win broke the school record for largest margin of victory. It was also the most points ULM scored in a game since Feb. 17, 2001 in a game against UTSA. Additionally, the 67-point victory is the largest of any game in the Sun Belt Conference this season

- The Warhawks followed it up with a 28-point home win over Louisiana College as both Deng and Coppola recorded double-doubles

- ULM has had two players tally double-doubles in the same game twice this season, both at home (against La. College and Northwestern St.)

- Coppola dished out a career-high 12 assists against Louisiana College in a double-double. Coppola started all 27 games last year at point guard as a true freshman and has started every game of his career

- The Warhawks opened the season with a 74-65 victory on the road over UAB. It was the first opening night victory for ULM since Nov. 14, 2008 when it defeated Morehead State, 56-54 and the first opening night road win since Nov. 23, 1999 when it won at Samford, 67-60. Additionally, it was the largest opening night road victory since Dec. 1, 1979 when it beat Nicholls State, 79-69

HOME COURT ADVANTAGE

401-171 All-Time in Fant-Ewing Coliseum

ULM RECORDS IN FANT-EWING

Year	Games	Record	Pct.	Avg. Attend.
1971-72	10	6-4	.600	4,190
1972-73	11	8-3	.727	3,232
1973-74	11	8-3	.727	3,250
1974-75	12	11-1	.917	3,454
1975-76	13	10-3	.769	5,451
1976-77	13	9-4	.692	5,073
1977-78	13	10-3	.769	4,459
1978-79	16	15-1	.937	5,215
1979-80	14	10-4	.714	3,678
1980-81	16	8-8	.500	3,067
1981-82	16	13-3	.812	3,808
1982-83	14	12-2	.857	2,946
1983-84	16	11-5	.688	2,098
1984-85	13	9-4	.692	2,380
1985-86	15	14-1	.933	2,114
1986-87	13	8-5	.615	2,582
1987-88	12	10-2	.833	2,582
1988-89	12	8-4	.667	2,861
1989-90	14	13-1	.928	2,949
1990-91	14	14-0	1.000	3,327
1991-92	12	9-3	.750	2,710
1992-93	14	14-0	1.000	3,892
1993-94	14	10-4	.714	3,351
1994-95	12	9-3	.750	3,619
1995-96	11	8-3	.727	2,182
1996-97	12	9-3	.750	1,822
1997-98	11	7-4	.636	1,301
1998-99	11	7-4	.636	1,913
1999-00	14	11-3	.786	2,003
2000-01	13	9-4	.692	935
2001-02	12	12-0	1.000	3,437
2002-03	12	7-5	.583	1,412
2003-04	13	9-4	.692	1,624
2004-05	13	6-7	.462	1,296
2005-06	13	8-5	.615	793
2006-07	14	14-0	1.000	1,952
2007-08	12	5-7	.417	1,338
2008-09	14	8-6	.571	907
2009-10	14	8-6	.571	1,398
2010-11	13	4-9	.308	1,400
2011-12	13	0-13	.000	1,438
2012-13	12	3-9	.250	1,255
2013-14	12	6-6	.500	1,513
2014-15	13	11-2	.846	1,661
TOTALS	572	401-171	.701	



ULM Warhawks Men's Basketball

University of Louisiana at Monroe



ULM's Rankings in the SBC

On the season, ULM ranks...

First in 3FG% def: .286	Ongwae first in FT%: .874
First in blocks: 4.5 bpg	Coppola first in ast:turn: 2.2
Second in FG% def: .379	Deng second in blocks: 1.6 bpg
Second in scoring def: 60.5 ppg	Coppola second in mins: 35.9 mpg
Second in FT%: .711	Coppola third in assists: 4.0 apg
Second in ast:turn: 1.2	Williams third in FG%: .566
Second in def rebs: 26.1 drpg	Ongwae fifth in rebs: 7.0 rpg
Second in def reb%: .701	
Third in FG%: .439	
Third in assists: 13.6 apg	
Third in reb margin: +1.9	

In SBC Games Only, ULM ranks...

First in scoring def: 60.3 ppg	Ongwae first in FT%: .897
Second in FG% def: .387	Coppola first in mins: 37.4 mpg
Second in 3FG% def: .289	Coppola third in ast:turn: 1.9
Second in ast:turn: 1.1	Ongwae fourth in rebs: 7.3 rpg
Second in def reb%: .722	
Third in blocks: 3.7 bpg	
Third in def rebs: 26.0 drpg	
Third in reb margin: +1.3	

ULM Quick Notes Continued...

- ULM has 15 home games on the 2014-15 schedule, the most since 1985-86
- Keith and Lance Richard have gone up against four other father/son duos this season. The Richard's took on Josiah/Eric Capaci at Champion Baptist, Billy/Billy Donovan at Florida, Cullen/Craig Neal at New Mexico and Ron/R.J. Hunter at Georgia State
- ULM was tabbed for sixth in the Sun Belt Conference Preseason Poll. It returns three starters and six players overall on a team that more-than doubled both its overall and conference win totals
- The Warhawks enter the 2014-15 season without any APR penalties for the first time in five years. ULM head coach Keith Richard has turned the program around academically since inheriting APR sanctions when he took over at the helm, and the Warhawks have won back-to-back Sun Belt Conference academic awards
- For the first time since the NCAA instituted academic progress rate (APR) scores in 2003-04, the ULM men's basketball program tallied a perfect 1,000 score in the 2013-14 season. Over the summer, ULM was the only Division I institution in the state of Louisiana to earn the Team Academic Excellence award from the NABC
- On Jan. 24, 2015, legendary former head coach Mike Vining was honored at halftime in the game against Georgia Southern with the raising of a "402" banner. It represents his total number of regular season and postseason victories at ULM over 24 seasons at the helm

Capital One Academic 2014-15 All-District First-Team (District 6)

Brandon Bos (South Dakota), Senior, Markham, Ontario
3.57; Kinesiology & sports science

Mike Gesell (Iowa), Junior, South Sioux City, Neb.
3.93; Finance

Chris Kading (North Dakota St.), Junior, De Pere, Wis.
3.80; Exercise science

Tylor Ongwae (ULM), Senior, Eldoret, Kenya
3.45; Business management

Jarrod Uthoff (Iowa), Junior, Cedar Rapids, Iowa
3.34 Economics

Note: Ongwae is the only Academic All-District First-Team winner from the Sun Belt Conference in any of the eight districts. He is a candidate for Academic All-America selected in late February



Tylor Ongwae



ULM Warhawks Men's Basketball

University of Louisiana at Monroe



WE ARE ULM

12 REGULAR SEASON CHAMPIONSHIPS

1961-62 - Gulf States Conference
 1964-65 - Gulf States Conference
 1978-79 - Atlantic Sun Conference
 1979-80 - Atlantic Sun Conference
 1985-86 - Southland Conference
 1989-90 - Southland Conference
 1990-91 - Southland Conference
 1992-93 - Southland Conference
 1993-94 - Southland Conference
 1995-96 - Southland Conference
 1996-97 - Southland Conference
 2006-07 - Sun Belt Conference West Division

NINE POST-SEASON APPEARANCES

1978-79 - NIT
 1981-82 - NCAA Tournament
 1985-86 - NCAA Tournament
 1987-88 - NIT
 1989-90 - NCAA Tournament
 1990-91 - NCAA Tournament
 1991-92 - NCAA Tournament
 1992-93 - NCAA Tournament
 1995-96 - NCAA Tournament

EIGHT TOURNAMENT CHAMPIONSHIPS

1978-79 - Atlantic Sun Conference
 1981-82 - Atlantic Sun Conference
 1985-86 - Southland Conference
 1989-90 - Southland Conference
 1990-91 - Southland Conference
 1991-92 - Southland Conference
 1992-93 - Southland Conference
 1995-96 - Southland Conference

Numerical Roster

No.	Player	Pos.	Ht.	Wt.	Cl.	Hometown (Previous School)
0	Williams, Marvin	C	6-8	245	Sr.	Memphis, Tenn. (NW Florida State College)
1	Brown, Alex	G	6-4	185	Fr.	Vernon, Fla. (Vernon HS)
2	Harvey, DeMondre	F	6-7	210	Jr.	Minden, La. (Pearl River CC)
3	Cooper, Prince	G	6-4	215	So.	Freeport, Bahamas (Miami-Dade College)
4	Foster, Mack	G	6-2	185	Jr.	Beulah, Miss. (East Mississippi CC)
5	Samuel, Jamaal	F	6-9	205	Jr.	New Orleans, La. (Illinois State)
10	Taylor, Roderick	F	6-8	210	Fr.	Harker Heights, Texas (Harker Heights HS)
11	Coppola, Nick	G	5-11	190	So.	Richmond, Va. (Benedictine Prep)
12	Ongwae, Tylor	F	6-7	205	Sr.	Eldoret, Kenya (Ranger College)
13	Deng, Majok	F	6-10	190	Jr.	Adelaide, Australia (Indian Hills CC)
20	Amajoyi, Chinedu	G	6-3	195	Sr.	Rancho Cucamonga, Calif. (Kilgore College)
22	Richard, Lance	G	5-10	175	RFr.	Monroe, La. (Sterlington HS)
32	Roberson, Justin	G	6-1	185	Jr.	Natchitoches, La. (Western Texas)

COACHING STAFF

Head Coach: Keith Richard (ULM '82)
 Assistant Coach: Ryan Cross (Buffalo '95)
 Assistant Coach: Lonnie Cooper (Louisiana Tech '99)

Assistant Coach: J.A. Anglin (LSU Shreveport '10)
 Graduate Assistant: Luke Richard
 Team Manager: Gil Williams

PRONUNCIATION

Keith/Lance/Luke RICHARD Ree-SHARD
 CHINEDU AMAJOYI Chin-ih-due Om-uh-joy
 TYLOR ONGWAE Tie-ler Ong-why
 MAJOK Deng Muh-jook Day-ng
 Justin ROBERSON Rob-er-sin
 Nick COPPOLA Cuh-pole-uh



BY CLASS

Seniors (3)..... Chinedu Amajoyi
 Tylor Ongwae
 Marvin Williams
 Juniors (5) Majok Deng
 Mack Foster
 DeMondre Harvey
 Justin Roberson
 Jamaal Samuel
 Sophomores (2) Prince Cooper
 Nick Coppola
 Freshmen (3)..... Alex Brown
 Lance Richard
 Roderick Taylor

BY POSITION

Guards (7) Chinedu Amajoyi
 Alex Brown
 Prince Cooper
 Nick Coppola
 Mack Foster
 Lance Richard
 Justin Roberson
 Forwards (5)..... Majok Deng
 DeMondre Harvey
 Tylor Ongwae
 Jamaal Samuel
 Roderick Taylor
 Center (1) Marvin Williams

BY STATE/COUNTRY

Australia..... Majok Deng
 Bahamas Prince Cooper
 California..... Chinedu Amajoyi
 Florida..... Alex Brown
 Kenya Tylor Ongwae
 Louisiana (4) DeMondre Harvey
 Lance Richard
 Justin Roberson
 Jamaal Samuel
 Mississippi..... Mack Foster
 Tennessee Marvin Williams
 Texas Roderick Taylor
 Virginia Nick Coppola



ULM Warhawks Men's Basketball

University of Louisiana at Monroe



ULM Quick Facts

Location _____ Monroe, La.
 Enrollment _____ 8,527
 Founded _____ 1931
 Nickname/Mascot _____ Warhawks/Ace
 Colors _____ Maroon & Gold
 President _____ Dr. Nick Bruno
 Director of Athletics _____ Brian Wickstrom
 Conference _____ Sun Belt
 Affiliation _____ NCAA Division I
 All-Time Record _____ 928-823 (63rd season)
 Winning Seasons _____ 38 (20+ wins 10 times)
 Home Venue _____ Fant-Ewing Coliseum (7000)
 Playing Surface _____ Maple
 Opened _____ 1971
 Press Row Phone _____ 318-342-6920

Head Coach _____ Keith Richard
 Record at ULM _____ 42-99 (fifth year)
 Career Record _____ 192-216 (14th year)
 Assistant Coach _____ Ryan Cross
 Assistant Coach _____ Lonnie Cooper
 Assistant Coach _____ J.A. Anglin
 Graduate Assistant _____ Luke Richard
 Team Manager _____ Gil Williams
 Athletic Trainer _____ Jeremy Teblum

Website _____ www.ulmwarhawks.com
 Facebook _____ www.facebook.com/warhawks
 Twitter _____ @ULM_MBB

Scouting South Alabama

South Alabama enters play with a 9-19 overall record and 7-10 in Sun Belt Conference action. It is coming off a road weekend where it fell to Georgia State, 79-51 and Georgia Southern, 80-74.

Ken Williams paces the Jaguars with 15.3 points per game. Taishaun Johnson scores 13.4 points per outing and Dionte Ferguson averages 11.0 points and 6.3 rebounds per contest.

In conference games only, Williams is up to 17.2 points per game and shoots .405 (47-116) from three-point range. As a team, USA leads the SBC in three-point field goal percentage at .367.

In the first meeting between the two teams this season, the Warhawks built a 14-point lead at halftime and then held off the Jaguars for a 67-61 win. Junior Majok Deng registered 17 points for ULM and also grabbed eight rebounds. Sophomore Nick Coppola matched his season-high with 15 points and senior Tylor Ongwae tallied a double-double with 16 points and a career-high 13 rebounds. For the Jaguars, Williams recorded a game-high 23 points while Ferguson aided the attack with 18 points.

Entering his second season as head coach, Matthew Graves made it top priority to change the culture at South Alabama. He brought with him 17 years of success at Butler University, both as a student-athlete and coach. Graves overhauled the team on and off the court last year, resulting in the team's highest GPA in five seasons.

During his tenure at Butler, Graves helped the program to an overall record of 244-98 (71.3%), a berth in national postseason tournaments each of the last eight seasons and eight straight years with 20-plus victories. Following the 2009-10 campaign that saw the Bulldogs finish 33-5 after falling to Duke 61-59 in the national title contest, he was promoted to associate head coach.

All-Time Series History vs. South Alabama

South Alabama leads, 10-7
 At ULM: USA leads, 5-4
 At USA: USA leads, 5-2
 On Neutral Courts: ULM leads, 1-0

ULM's Record by Starting Lineup

Coppola-Foster-Ongwae-Deng-Williams (6-2, 6-2 SBC)
 Coppola-Roberson-Ongwae-Samuel-Deng (5-1, 4-1 SBC)
 Coppola-Roberson-Ongwae-Deng-Williams (4-4, 2-0 SBC)
 Coppola-Amajoyi-Ongwae-Samuel-Harvey (0-1, 0-1 SBC)
 Coppola-Roberson-Ongwae-Deng-Harvey (3-1, 0-0 SBC)

Where ULM Ranks Nationally...

7th in 3FG% defense (.286)
 10th in FG% defense (.379)
 33rd in defensive rebs (26.1 drpg)
 38th in scoring defense (60.5 ppg)

 Ongwae 23rd in FT%: .874

2014-15 SBC Preseason

Poll (First-place votes in parenthesis)

- Georgia State 121 (11)
- UL-Lafayette 110
- UALR 94
- UT Arlington 75
- Arkansas State 73
- ULM 69**
- Texas State 43
- Troy 42
- Georgia Southern 38
- South Alabama 38
- Appalachian State 23

SUN BELT CONFERENCE PRESEASON TEAMS

Preseason First Team All-Conference

Jelani Hewitt (Georgia Southern, Senior, Guard)
 Ryan Harrow (Georgia State, Senior, Guard)
 R.J. Hunter (Georgia State, Junior, Guard)
 Shawn Long (UL Lafayette, Senior, Forward)
 Lonnie McClanahan (UT Arlington, Senior, Guard)

Preseason Second Team All-Conference

Josh Hagins (UALR, Junior, Guard)
 James White (UALR, Junior, Forward)
 Xavian Rimmer (UL Lafayette, Senior, Guard)
Tylor Ongwae (ULM, Senior, Forward)
 Emani Grant (Texas State, Junior, Forward)

Preseason Third Team All-Conference

Tab Hamilton (Appalachian State, Senior, Guard)
 Trent Wiedeman (Georgia Southern, Senior, Guard)
 Curtis Washington (Georgia State, Senior, Forward)
 Jamel Outler (UT Arlington, Senior, Guard)
 Kevin Thomas (Troy, Senior, Forward)

Preseason Player of the Year

R.J. Hunter (Georgia State, Junior, Guard)



SUN BELT
CONFERENCE



ULM Warhawks Men's Basketball

University of Louisiana at Monroe



SUN BELT CONFERENCE STANDINGS

As of 2/26/15

School	SBC	Pct.	Overall	Pct.	Streak
T-1. Georgia Southern	12-4	.750	19-6	.760	W1
T-1. Georgia State	12-4	.750	19-8	.704	W4
T-1. ULM	12-4	.750	18-9	.667	L1
4. UL-Lafayette	10-7	.588	16-12	.571	W3
5. UT Arlington	9-7	.563	15-11	.577	L1
T-6. UALR	7-10	.412	12-15	.444	W2
T-6. South Alabama	7-10	.412	9-19	.321	L2
8. Appalachian State	6-10	.375	9-16	.360	L4
T-9. Texas State	5-11	.313	11-14	.440	L4
T-9. Arkansas State	5-11	.313	10-15	.400	W1
11. Troy	5-12	.294	10-16	.385	L1

Thursday's Games

Ga. Southern at App State, 6:30 PM
 ULM at South Alabama, 7:05 PM
 UT Arlington at Arkansas St., 7:30 PM
 Troy at Texas State, 7:30 PM
 Georgia State at UALR, 7:30 PM

Saturday's Games

ULM at App State, 2:30 PM
 Georgia State at Troy, 4:15 PM
 Arkansas St. at Texas State, 4:30 PM
 Ga. Southern at UL-Lafayette, 7:15 PM
 UALR at UT Arlington, 7:15 PM

Name	Career 10+ Points	Career 10+ Rebs	Career 10+ Asts
Tylor Ongwae	43 times (20+ 15 times)	7 times	
Nick Coppola	21 times		1 time
Marvin Williams	17 times (20+ 2 times)	3 times	
Jamaal Samuel	6 times		
Chinedu Amajoyi	3 times		
DeMondre Harvey	2 times	1 time	
Name	Season 10+ Points	Season 10+ Rebs	Season 10+ Asts
Tylor Ongwae	19 times (20+ 6 times)	4 times	
Majok Deng	16 times (20+ 1 time)	4 times	
Nick Coppola	12 times		1 time
Justin Roberson	10 times		
Marvin Williams	7 times (20+ 2 times)	1 time	
Jamaal Samuel	5 times		
Mack Foster	4 times		
DeMondre Harvey	1 time	1 time	

Single-Game Categorical Highs 2014-15

Points	Tylor Ongwae - 25, two times, vs. CEBC/LSUA
Field Goals Made	Tylor Ongwae - 10, vs. Central Baptist
3FG Made	Nick Coppola - 5, at Arkansas State
Free Throws Made	Tylor Ongwae - 10, vs. South Alabama
Rebounds	Majok Deng - 15, vs. UALR
Assists	Nick Coppola - 12, vs. Louisiana College
Steals	4, three times (Foster/Roberson/Ongwae)
Blocks	Majok Deng/Jamaal Samuel - 4, at UAB/vs. C. Car.
Minutes	Nick Coppola (45, 2 times)/Tylor Ongwae (45, once)

Number of times in 2014-15 a ULM student-athlete has led the team in...

Player	Points	Rebs	Assists	FGM	FGA	FTM	FTA	3FGM	3FGA	Blocks	Steals	Mins
Tylor Ongwae	13	11	7	15	21	11	10	4	4	5	10	13
Majok Deng	5	11	3	4	3	6	5	11	8	16	4	1
Marvin Williams	5	5		5	3	5	7			7	3	
Nick Coppola	3	1	13	4	1	1	1	13	13		8	16
Jamaal Samuel	2	2		2	3			5	5	7	4	
Justin Roberson	1	2	9	2	1	6	8			3	9	2
Mack Foster	1		2	1			1	6	3	3	4	1
DeMondre Harvey		3	1				1			2	3	
Lance Richard								1	2			
Chinedu Amajoyi			1									
Prince Cooper												1

Note: If multiple student-athletes tie in a category in a single game, they all receive credit for leading the team



ULM Warhawks Men's Basketball

University of Louisiana at Monroe



2014-15 ULM MEN'S BASKETBALL

ULM Combined Team Statistics (as of Feb 21, 2015)

All games

Overall Stats

RECORD:	OVERALL	HOME	AWAY	NEUTRAL
ALL GAMES	18-9	11-2	7-5	0-2
CONFERENCE	12-4	6-2	6-2	0-0
NON-CONFERENCE	6-5	5-0	1-3	0-2

#	Player	gp-gs	min	avg	Total		3-Point		F-Throw		Rebounds											
					fg-fga	fg%	3fg-fga	3fg%	ft-fa	ft%	off	def	tot	avg	pf	dq	a	to	blk	stl	pts	avg
12	Ongwae, Tylor	27-27	938	34.7	144-325	.443	15-55	.273	90-103	.874	65	125	190	7.0	58	2	77	64	11	29	393	14.6
13	Deng, Majok	27-26	766	28.4	94-206	.456	29-86	.337	55-71	.775	46	134	180	6.7	63	2	30	35	42	13	272	10.1
11	Coppola, Nick	27-27	970	35.9	90-211	.427	41-106	.387	31-45	.689	5	74	79	2.9	51	1	107	48	0	26	252	9.3
32	Roberson, Justin	27-18	725	26.9	93-227	.410	5-32	.156	46-64	.719	18	83	101	3.7	65	5	72	46	7	30	237	8.8
00	Williams, Marvin	21-16	474	22.6	73-129	.566	1-3	.333	32-51	.627	36	62	98	4.7	49	1	10	35	19	9	179	8.5
05	Samuel, Jamaal	27-7	479	17.7	71-173	.410	22-77	.286	10-18	.556	17	74	91	3.4	47	2	11	27	26	12	174	6.4
04	Foster, Mack	27-8	516	19.1	56-139	.403	19-65	.292	13-26	.500	11	36	47	1.7	45	1	29	21	5	18	144	5.3
02	Harvey, DeMondre	27-5	367	13.6	32-60	.533	0-0	.000	17-30	.567	33	51	84	3.1	27	0	11	15	10	4	81	3.0
22	Richard, Lance	16-0	51	3.2	7-25	.280	6-23	.261	0-0	.000	1	5	6	0.4	4	0	0	2	1	2	20	1.3
03	Cooper, Prince	15-0	112	7.5	7-16	.438	0-0	.000	1-8	.125	6	13	19	1.3	5	0	9	8	1	2	15	1.0
20	Amajoyi, Chinedu	16-1	102	6.4	4-17	.235	0-7	.000	2-2	1.000	1	8	9	0.6	7	0	12	7	0	1	10	0.6
Team											42	40	82					6				
Total.....		27	5500		671-1528	.439	138-454	.304	297-418	.711	281	705	986	36.5	421	14	368	314	122	146	1777	65.8
Opponents.....		27	5504		582-1535	.379	148-518	.286	321-443	.725	299	636	935	34.6	401	-	298	319	87	138	1633	60.5

TEAM STATISTICS	ULM	OPP	Date	Opponent	Score	Att.
SCORING	1777	1633	11/15/14	at UAB	W 74-65	2403
Points per game	65.8	60.5	11/17/14	CHAMPION BAPTIST	W 106-39	1078
Scoring margin	+5.3	-	11/21/14	at Florida	Lot 56-61	11003
FIELD GOALS-ATT	671-1528	582-1535	11/26/14	vs Coastal Carolina	L 48-61	2426
Field goal pct	.439	.379	11/27/14	vs Robert Morris	L 54-71	2136
3 POINT FG-ATT	138-454	148-518	12/6/14	LOUISIANA COLLEGE	W 83-55	1053
3-point FG pct	.304	.286	12/09/14	NORTHWESTERN STATE	W 82-74	1082
3-pt FG made per game	5.1	5.5	12/13/14	at New Mexico	L 46-54	13710
FREE THROWS-ATT	297-418	321-443	12/16/14	CENTRAL BAPTIST	W 78-53	1060
Free throw pct	.711	.725	12/19/14	LSUA	W 76-71	1201
F-Throws made per game	11.0	11.9	12/21/14	at Samford	L 50-64	1053
REBOUNDS	986	935	* 12/30/14	at Georgia State	L 45-65	1371
Rebounds per game	36.5	34.6	* 01/05/15	ARKANSAS STATE	W 70-61	1418
Rebounding margin	+1.9	-	* 1/8/15	at UTA	Wot 76-73	1074
ASSISTS	368	298	* 1/10/15	at Texas State	W 62-59	1612
Assists per game	13.6	11.0	* 01/15/15	TROY	W 63-54	1676
TURNOVERS	314	319	* 01/17/15	UALR	W 64-52	1793
Turnovers per game	11.6	11.8	* 1/19/15	at UL-Lafayette	W 57-55	4213
Turnover margin	+0.2	-	* 01/22/15	UTA	L 57-61	1571
Assist/turnover ratio	1.2	0.9	* 01/24/15	GEORGIA SOUTHERN	L 53-57	2898
STEALS	146	138	* 01/29/15	at TROY	Wot 58-55	2289
Steals per game	5.4	5.1	* 01/31/15	SOUTH ALABAMA	W 67-61	1878
BLOCKS	122	87	* 2/5/15	at UALR	W 77-61	1676
Blocks per game	4.5	3.2	* 02/07/15	at GEORGIA SOUTHERN	Wot 71-68	2427
ATTENDANCE	21598	49309	* 02/12/15	UL-LAFAYETTE	W 67-55	3502
Home games-Avg/Game	13-1661	12-3729	* 02/14/15	APPALACHIAN STATE	W 69-58	1388
Neutral site-Avg/Game	-	2-2281	* 2/21/15	at ARKANSAS STATE	L 68-70	1916

Score by Periods	1st	2nd	OT	Totals
ULM	835	911	31	1777
Opponents	731	875	27	1633

* = Conference game



ULM Warhawks Men's Basketball

University of Louisiana at Monroe



2014-15 ULM MEN'S BASKETBALL

ULM Combined Team Statistics (as of Feb 21, 2015)

Conference games

Conference Stats

RECORD:	OVERALL	HOME	AWAY	NEUTRAL
ALL GAMES	12-4	6-2	6-2	0-0
CONFERENCE	12-4	6-2	6-2	0-0
NON-CONFERENCE	0-0	0-0	0-0	0-0

#	Player	gp-gs	min	avg	Total		3-Point		F-Throw		Rebounds				pf	dq	a	to	blk	stl	pts	avg
					fg-fga	fg%	3fg-fga	3fg%	ft-fa	ft%	off	def	tot	avg								
12	Ongwae, Tylor	16-16	579	36.2	77-189	.407	12-42	.286	52-58	.897	35	82	117	7.3	30	1	44	39	7	22	218	13.6
13	Deng, Majok	16-15	480	30.0	64-132	.485	22-59	.373	36-46	.783	30	74	104	6.5	43	2	19	23	21	6	186	11.6
00	Williams, Marvin	11-10	296	26.9	50-81	.617	0-0	.000	20-29	.690	23	42	65	5.9	25	1	7	24	9	5	120	10.9
11	Coppola, Nick	16-16	599	37.4	49-120	.408	22-62	.355	15-22	.682	2	53	55	3.4	28	0	58	30	0	15	135	8.4
32	Roberson, Justin	16-7	420	26.3	49-136	.360	2-20	.100	31-44	.705	14	43	57	3.6	38	3	43	21	5	15	131	8.2
04	Foster, Mack	16-8	356	22.3	36-93	.387	13-47	.277	11-20	.550	5	29	34	2.1	28	1	14	16	2	8	96	6.0
05	Samuel, Jamaal	16-6	264	16.5	41-98	.418	11-40	.275	0-3	.000	8	38	46	2.9	24	2	6	12	12	4	93	5.8
02	Harvey, DeMondre	16-1	177	11.1	10-24	.417	0-0	.000	9-17	.529	13	23	36	2.3	15	0	7	6	3	2	29	1.8
03	Cooper, Prince	8-0	49	6.1	4-5	.800	0-0	.000	0-4	.000	1	5	6	0.8	4	0	4	4	0	1	8	1.0
22	Richard, Lance	6-0	17	2.8	2-7	.286	2-6	.333	0-0	.000	1	2	3	0.5	1	0	0	1	0	0	6	1.0
20	Amajoyi, Chinedu	8-1	38	4.8	0-2	.000	0-2	.000	2-2	1.000	0	1	1	0.1	0	0	3	1	0	1	2	0.3
Team											21	23	44					2				
Total.....		16	3275		382-887	.431	84-278	.302	176-245	.718	153	415	568	35.5	236	10	205	179	59	79	1024	64.0
Opponents.....		16	3277		344-889	.387	88-305	.289	189-262	.721	158	389	547	34.2	233	-	172	178	46	75	965	60.3

TEAM STATISTICS	ULM	OPP	Date	Opponent	Score	Att.
SCORING	1024	965	* 12/30/14	at Georgia State	L 45-65	1371
Points per game	64.0	60.3	* 01/05/15	ARKANSAS STATE	W 70-61	1418
Scoring margin	+3.7	-	* 1/8/15	at UTA	Wot 76-73	1074
FIELD GOALS-ATT	382-887	344-889	* 1/10/15	at Texas State	W 62-59	1612
Field goal pct	.431	.387	* 01/15/15	TROY	W 63-54	1676
3 POINT FG-ATT	84-278	88-305	* 01/17/15	UALR	W 64-52	1793
3-point FG pct	.302	.289	* 1/19/15	at UL-Lafayette	W 57-55	4213
3-pt FG made per game	5.3	5.5	* 01/22/15	UTA	L 57-61	1571
FREE THROWS-ATT	176-245	189-262	* 01/24/15	GEORGIA SOUTHERN	L 53-57	2898
Free throw pct	.718	.721	* 01/29/15	at TROY	Wot 58-55	2289
F-Throws made per game	11.0	11.8	* 01/31/15	SOUTH ALABAMA	W 67-61	1878
REBOUNDS	568	547	* 2/5/15	at UALR	W 77-61	1676
Rebounds per game	35.5	34.2	* 02/07/15	at GEORGIA SOUTHERN	Wot 71-68	2427
Rebounding margin	+1.3	-	* 02/12/15	UL-LAFAYETTE	W 67-55	3502
ASSISTS	205	172	* 02/14/15	APPALACHIAN STATE	W 69-58	1388
Assists per game	12.8	10.8	* 2/21/15	at ARKANSAS STATE	L 68-70	1916
TURNOVERS	179	178	* = Conference game			
Turnovers per game	11.2	11.1				
Turnover margin	-0.1	-				
Assist/turnover ratio	1.1	1.0				
STEALS	79	75				
Steals per game	4.9	4.7				
BLOCKS	59	46				
Blocks per game	3.7	2.9				
ATTENDANCE	16124	16578				
Home games-Avg/Game	8-2016	8-2072				
Neutral site-Avg/Game	-	0-0				

Score by Periods	1st	2nd	OT	Totals
ULM	475	523	26	1024
Opponents	433	515	17	965



ULM Warhawks Men's Basketball

University of Louisiana at Monroe



ULM - TEAM GAME HIGHS

POINTS	106	CHAMPION BAPTIST (11/17/14)
	83	LOUISIANA COLLEGE (12/6/14)
	82	NORTHWESTERN STATE (12/09/14)
	78	CENTRAL BAPTIST (12/16/14)
	77	at UALR (2/5/15)
FIELD GOALS MADE	41	CHAMPION BAPTIST (11/17/14)
	35	LOUISIANA COLLEGE (12/6/14)
FIELD GOAL ATTEMPTS	70	at UTA (1/8/15)
	69	CHAMPION BAPTIST (11/17/14)
FIELD GOAL PERCENTAGE	.594 (41-69)	CHAMPION BAPTIST (11/17/14)
	.577 (30-52)	at UALR (2/5/15)
3 PT FIELD GOALS MADE	10	at GEORGIA SOUTHERN (02/07/15)
	9	at ARKANSAS STATE (2/21/15)
	9	at UTA (1/8/15)
	9	at Florida (11/21/14)
	9	CHAMPION BAPTIST (11/17/14)
3 PT FG ATTEMPTS	31	at UTA (1/8/15)
	26	at TROY (01/29/15)
3 PT FG PERCENTAGE	.600 (6-10)	at Samford (12/21/14)
	.526 (10-19)	at GEORGIA SOUTHERN (02/07/15)
FREE THROWS MADE	19	UALR (01/17/15)
	17	LSUA (12/19/14)
	17	NORTHWESTERN STATE (12/09/14)
FREE THROW ATTEMPTS	30	UALR (01/17/15)
	24	CHAMPION BAPTIST (11/17/14)
FREE THROW PERCENTAGE	.938 (15-16)	SOUTH ALABAMA (01/31/15)
	.923 (12-13)	at UALR (2/5/15)
REBOUNDS	48	CHAMPION BAPTIST (11/17/14)
	47	at UTA (1/8/15)
	47	NORTHWESTERN STATE (12/09/14)
ASSISTS	21	LOUISIANA COLLEGE (12/6/14)
	21	CHAMPION BAPTIST (11/17/14)
STEALS	14	CHAMPION BAPTIST (11/17/14)
	12	LOUISIANA COLLEGE (12/6/14)
BLOCKED SHOTS	10	CHAMPION BAPTIST (11/17/14)
	8	NORTHWESTERN STATE (12/09/14)
TURNOVERS	20	LOUISIANA COLLEGE (12/6/14)
	18	at Texas State (1/10/15)
FOULS	24	at UTA (1/8/15)
	24	at Florida (11/21/14)

ULM Career Double-Doubles

Tylor Ongwae (7)

27 pts, 11 rebs vs. UL-L (1/4/14)
 27 pts, 10 rebs vs. Ga. State (1/25/14)
 16 pts, 11 rebs at UL-L (2/1/14)
 19 pts, 10 rebs vs. NSU (12/9/14)*
 15 pts, 10 rebs vs. Troy (1/15/15)*
 17 pts, 10 rebs vs. Ga. So. (1/14/15)*
 16 pts, 13 rebs vs. USA (1/31/15)*

Majok Deng (4)

14 pts, 10 rebs vs. C. Car (11/26/14)*
 14 pts, 11 rebs vs. La. Col (12/6/14)*
 11 pts, 11 rebs vs. Cen Bap (12/16/14)*
 14 pts, 15 rebs vs. UALR (1/17/15)*

Marvin Williams (3)

13 pts, 11 rebs at NSU (11/21/13)
 11 pts, 13 rebs at ASU (3/6/14)
 22 pts, 13 rebs at UTA (1/8/15)*

Nick Coppola (1)

12 pts, 12 asts vs. La. Col (12/6/14)*

DeMondre Harvey (1)

12 pts, 10 rebs, vs. NSU (12/9/14)*

* indicates this season



ULM Warhawks Men's Basketball

University of Louisiana at Monroe



Opponent - GAME HIGHS

POINTS	74	NORTHWESTERN STATE (12/09/14)
	73	at UTA (1/8/15)
	71	LSUA (12/19/14)
	71	vs Robert Morris (11/27/14)
	70	at ARKANSAS STATE (2/21/15)
FIELD GOALS MADE	29	at ARKANSAS STATE (2/21/15)
	27	LSUA (12/19/14)
FIELD GOAL ATTEMPTS	72	NORTHWESTERN STATE (12/09/14)
	65	LSUA (12/19/14)
FIELD GOAL PERCENTAGE	.453 (29-64)	at ARKANSAS STATE (2/21/15)
	.444 (24-54)	at Georgia State (12/30/14)
	.444 (24-54)	at Samford (12/21/14)
3 PT FIELD GOALS MADE	10	NORTHWESTERN STATE (12/09/14)
	9	at GEORGIA SOUTHERN (02/07/15)
	9	GEORGIA SOUTHERN (01/24/15)
	9	LSUA (12/19/14)
3 PT FG ATTEMPTS	33	NORTHWESTERN STATE (12/09/14)
	26	at GEORGIA SOUTHERN (02/07/15)
	26	UTA (01/22/15)
	26	LSUA (12/19/14)
3 PT FG PERCENTAGE	.500 (8-16)	TROY (01/15/15)
	.462 (6-13)	vs Robert Morris (11/27/14)
FREE THROWS MADE	24	at Florida (11/21/14)
	23	at UTA (1/8/15)
FREE THROW ATTEMPTS	37	at UTA (1/8/15)
	32	at Florida (11/21/14)
FREE THROW PERCENTAGE	.944 (17-18)	at UL-Lafayette (1/19/15)
	.867 (13-15)	at UAB (11/15/14)
REBOUNDS	49	at Florida (11/21/14)
	45	at New Mexico (12/13/14)
ASSISTS	18	at Georgia State (12/30/14)
	16	at Samford (12/21/14)
	16	NORTHWESTERN STATE (12/09/14)
STEALS	12	vs Robert Morris (11/27/14)
	10	at Texas State (1/10/15)
BLOCKED SHOTS	7	SOUTH ALABAMA (01/31/15)
	7	at New Mexico (12/13/14)
	7	at UAB (11/15/14)
TURNOVERS	24	CHAMPION BAPTIST (11/17/14)
	23	LOUISIANA COLLEGE (12/6/14)
FOULS	22	UALR (01/17/15)
	19	LSUA (12/19/14)



ULM Warhawks Men's Basketball

University of Louisiana at Monroe



In ULM's Last Outing...

ULM's Late Surge Comes Just Short at Arkansas State, 70-68

JONESBORO, Ark. — Despite a career-high 19 points from sophomore Nick Coppola, Arkansas State was able to overcome a late push from the ULM men's basketball program and take a 70-68 result on Saturday at the Convocation Center.

ULM (18-9, 12-4 SBC) erased an 11-point second half deficit and tied it, 68-68 after junior Justin Roberson grabbed an offensive rebound and put it back in with 10 seconds left. Arkansas State (10-15, 5-11 SBC) dashed down the court and Frederic Dure was found open underneath for a lay-up with 5.5 seconds remaining to put the Red Wolves back on top, 70-68. The Warhawks had one last look, but a three-pointer at the buzzer was just off the mark.

Senior Tylor Ongwae registered a team-high 20 points and also grabbed seven rebounds. Coppola's career-high came on 7-of-10 shooting and 5-for-7 from beyond-the-arc. The seven made field goals and five three-pointers were also career-highs. Both Ongwae and Coppola played 40 minutes.

Dure netted 21 points and also pulled down eight rebounds in his first career start for A-State. He went 9-for-10 from the field and 3-for-4 from long-range.

Cameron Golden scored 17 points for A-State, Anthony Livingston recorded 16 points and Kelvin Downs 12 points. Golden played 40 minutes.

After a jumper by Golden, the Warhawks trailed just 67-66 after a three-pointer by Ongwae with 1:07 left. ULM got a stop defensively, but had to foul after a missed jumper with 25 seconds left. Livingston made one of two free throws which led to the final sequence.

Official Basketball Box Score -- Game Totals -- Final Statistics ULM vs ARKANSAS STATE 2/21/15 7:05 p.m. at Jonesboro, Ark. (Convocation Center)

ULM 68 • 18-9, 12-4 SBC

#	Player	Total		3-Ptr	FG-FTA	FT-FTA	Rebounds			PF	TP	A TO Blk Stl				Min
		FG	FGA				Off	Def	Tot							
12	Ongwae, Tylor	7	14	4-8	2-2	3	4	7	1	20	2	2	0	3	40	
13	Deng, Majok	3	12	0-4	0-0	3	6	9	2	6	1	1	1	0	34	
05	Samuel, Jamaal	3	8	0-2	0-0	1	3	4	2	6	0	1	3	0	23	
11	Coppola, Nick	7	10	5-7	0-0	0	5	5	1	19	3	3	0	2	40	
32	Roberson, Justin	3	11	0-0	1-2	2	3	5	2	7	4	1	0	1	31	
02	Harvey, DeMondre	1	3	0-0	1-1	2	2	4	1	3	1	0	0	0	15	
04	Foster, Mack	3	7	0-2	1-1	0	1	1	2	7	0	3	0	1	14	
20	Amajoyi, Chinedu	0	0	0-0	0-0	0	0	0	0	0	0	0	0	0	3	
Team																
Totals		27	65	9-23	5-6	14	25	39	11	68	11	11	4	7	200	
FG % 1st Half: 15-30 50.0%		2nd half: 12-35 34.3%		Game: 27-65 41.5%		Deadball										
3FG % 1st Half: 4-10 40.0%		2nd half: 5-13 38.5%		Game: 9-23 39.1%		Rebounds										
FT % 1st Half: 2-2 100.0		2nd half: 3-4 75.0%		Game: 5-6 83.3%												

ARKANSAS STATE 70 • 10-15, 5-11 SBC

#	Player	Total		3-Ptr	FG-FTA	FT-FTA	Rebounds			PF	TP	A TO Blk Stl				Min
		FG	FGA				Off	Def	Tot							
24	Livingston, Anthony	7	16	1-4	0-1	5	2	7	2	15	0	1	2	0	37	
33	Bocoum, Nouhoum	0	3	0-0	0-0	1	1	2	1	0	0	3	0	0	10	
01	Golden, Cameron	5	15	2-7	5-6	2	6	8	0	17	4	2	0	2	40	
10	Dure, Frederic	9	10	3-4	1-2	1	7	8	1	22	3	1	0	1	36	
13	Foster, C.J.	1	3	0-1	0-0	0	0	0	0	2	1	0	0	0	19	
05	Hardwick, PJ	0	0	0-0	0-0	1	0	1	1	0	2	0	0	0	13	
12	Gardner, Sean	1	5	0-2	0-0	0	2	2	0	2	2	0	0	1	12	
14	Downs, Kelvin	6	12	0-0	0-2	2	5	7	4	12	1	1	3	0	33	
Team																
Totals		29	64	6-18	6-11	14	24	38	9	70	13	8	5	4	200	
FG % 1st Half: 16-36 44.4%		2nd half: 13-28 46.4%		Game: 29-64 45.3%		Deadball										
3FG % 1st Half: 4-9 44.4%		2nd half: 2-9 22.2%		Game: 6-18 33.3%		Rebounds										
FT % 1st Half: 0-0 0.0%		2nd half: 6-11 54.5%		Game: 6-11 54.5%												

Officials: Dan Chrisman, Landon Brandes, Sidney Cohen
Technical fouls: ULM-None. ARKANSAS STATE-None.
Attendance: 1916

Score by periods	1st	2nd	Total
ULM	36	32	68
ARKANSAS STATE	36	34	70

Last FG - ULM 2nd-00:10, ASU 2nd-00:05.
Largest lead - ULM by 10 1st-05:15, ASU by 11 2nd-09:45.
ULM led for 13:03. ASU led for 24:27. Game was tied for 02:25.

Points	In	Off	2nd	Fast	Bench
ULM	20	3	18	0	10
ASU	30	14	13	4	14

Score tied - 3 times.
Lead changed - 9 times.

The Last Time ULM Played USA...

Hot Start Carries ULM over South Alabama, 67-61

MONROE, La. — The ULM men's basketball program took a 14-point lead into the intermission and then held off South Alabama in the second half for a 67-61 victory on Saturday at Fant-Ewing Coliseum.

Junior Majok Deng registered a career-high 17 points for ULM (14-8, 8-3 SBC) and also grabbed eight rebounds. Sophomore Nick Coppola matched his season-high with 15 points and senior Tylor Ongwae tallied a double-double with 16 points and a career-high 13 rebounds.

For the Jaguars (7-15, 5-6 SBC), Ken Williams recorded a game-high 23 points while Dionte Ferguson aided the attack with 18 points.

ULM scored the first four points of the second half after a pair of free throws from Deng and jumper by Ongwae to take its biggest lead of the game, 36-18.

USA responded with a 10-0 run to cut the deficit to 36-28 with 14:29 to go. A jumper and three-pointer from Ken Williams brought the Jags within four at 40-36 with 9:41 left. USA kept inching closer and made it a three-point game, 45-42, after a long-range shot by John Brown with 8:29 remaining.

The Warhawks led 48-44 when they used a 8-2 run to get slight separation, 56-46, with 5:51 left. The Jags didn't go away and cut it back down to 63-59 after a four-point play by Taishaun Johnson with 1:20 remaining.

ULM's defense clamped down in the end and did not allow another field goal the rest of the way. It closed it out with four free throws from Ongwae. The Eldoret, Kenya native finished 10-11 from the charity stripe.



Official Basketball Box Score -- Game Totals -- Final Statistics SOUTH ALABAMA vs ULM 01/31/15 4:30 PM CST at Fant-Ewing Coliseum; Monroe, Louisiana



SOUTH ALABAMA 61 • 7-15, 5-6

#	Player	Total		3-Ptr	FG-FTA	FT-FTA	Rebounds			PF	TP	A TO Blk Stl				Min
		FG	FGA				Off	Def	Tot							
01	Williams, Ken	7	13	3-7	6-6	0	2	2	3	23	2	4	0	0	40	
02	Johnson, Taishaun	2	8	1-4	2-3	0	2	2	3	7	2	3	0	0	33	
04	Stevens, Barrington	1	7	0-1	0-0	0	3	3	2	2	4	0	0	0	36	
05	Lewis, Abdul	1	5	0-0	0-0	2	3	5	1	2	0	1	2	0	22	
24	Ferguson, Dionte	8	13	0-0	2-3	1	4	5	3	18	1	4	4	0	31	
10	Boyanov, Georgi	1	3	0-1	0-0	0	4	4	3	2	0	2	0	0	23	
22	Brown, John	2	4	1-3	2-2	0	3	3	0	7	0	0	1	0	15	
Team																
Totals		22	53	5-16	12-14	6	23	29	15	61	9	14	7	0	200	
FG % 1st Half: 8-24 33.3%		2nd half: 14-29 48.3%		Game: 22-53 41.5%		Deadball										
3FG % 1st Half: 1-6 16.7%		2nd half: 4-10 40.0%		Game: 5-16 31.3%		Rebounds										
FT % 1st Half: 1-2 50.0%		2nd half: 11-12 91.7%		Game: 12-14 85.7%												

ULM 67 • 14-8, 8-3

#	Player	Total		3-Ptr	FG-FTA	FT-FTA	Rebounds			PF	TP	A TO Blk Stl				Min
		FG	FGA				Off	Def	Tot							
00	Williams, Marvin	2	7	0-0	0-0	1	3	4	3	4	1	1	1	1	23	
11	Coppola, Nick	6	9	1-2	2-2	0	1	1	1	15	3	1	0	3	37	
12	Ongwae, Tylor	3	13	0-1	10-11	3	10	13	0	16	4	4	0	0	38	
13	Deng, Majok	7	12	1-5	2-2	1	7	8	4	17	0	0	2	0	31	
32	Roberson, Justin	4	11	0-2	1-1	1	3	4	5	9	6	1	1	2	33	
02	Harvey, DeMondre	0	3	0-0	0-0	2	1	3	0	0	0	0	0	0	8	
04	Foster, Mack	1	3	0-1	0-0	1	1	2	2	2	0	0	0	0	20	
05	Samuel, Jamaal	2	3	0-0	0-0	0	0	0	0	4	0	2	0	0	9	
20	Amajoyi, Chinedu	0	0	0-0	0-0	0	0	0	0	0	0	0	0	0	1	
Team																
Totals		25	61	2-11	15-16	10	26	36	15	67	14	9	4	6	200	
FG % 1st Half: 14-28 50.0%		2nd half: 11-33 33.3%		Game: 25-61 41.0%		Deadball										
3FG % 1st Half: 1-6 16.7%		2nd half: 1-5 20.0%		Game: 2-11 18.2%		Rebounds										
FT % 1st Half: 3-3 100.0%		2nd half: 12-13 92.3%		Game: 15-16 93.8%												

Officials: R-Tony Dawkins, U1-Mike Millone, U2-Rick Shouder
Technical fouls: SOUTH ALABAMA-None. ULM-None.
Attendance: 1878

Score by periods	1st	2nd	Total
SOUTH ALABAMA	18	43	61
ULM	32	35	67

Points	In	Off	2nd	Fast	Bench
USA	28	15	13	0	9
ULM	32	12	4	6	9

Last FG - USA 2nd-01:22, ULM 2nd-01:32.
Largest lead - USA by 21st-19:33, ULM by 18 2nd-18:59.
USA led for 00:27, ULM led for 38:28. Game was tied for 01:05.

Score tied -



ULM Warhawks Men's Basketball

University of Louisiana at Monroe



The Last Time ULM...

Scored 100 or more points
 Scored 90 or more points
 Scored 80 or more points
 Scored fewer than 40 points
 Held an opponent to under 50 points
 Held an opponent to under 40 points
 Won by 30 or more points
 Won by 40 or more points
 Won by 50 or more points
 Won by 60 or more points
 Had four double-digit scorers
 Had five double-digit scorers
 Had no double-digit scorers
 Had 20 or more assists
 Had fewer than 10 assists
 Had 10 or more blocks
 Had 10 or more steals
 Had 25 or more turnovers
 Had fewer than 10 turnovers
 Made 30 or more field goals
 Made 40 or more field goals
 Made 50 or more field goals
 Shot over 60 pct from field
 Shot less than 20 pct from field
 Made 10 or more 3-pointers
 Made 15 or more 3-pointers
 Shot over 50 pct from 3FG
 Shot over 60 pct from 3FG
 Shot less than 20 pct from 3FG
 Made 20 or more free throws
 Made 30 or more free throws
 Shot 80-90 pct free throws
 Shot over 90 pct free throws
 Won on a buzzer beater
 Lost on a buzzer beater
 Won on the last possession
 Lost on the last possession
 Won in overtime
 Won in double overtime
 Won in triple overtime
 Had two double-doubles in one game
 Had two 20+ scorers in one game

106, vs. Champion Baptist (11/17/14)
 106, vs. Champion Baptist (11/17/14)
 82, vs. Northwestern State (12/9/14)
 36, vs. Texas State (1/11/2014)
 39, vs. Champion Baptist (11/17/14)
 39, vs. Champion Baptist (11/17/14)
 67, vs. Champion Baptist (11/17/14)
 67, vs. Champion Baptist (11/17/14)
 67, vs. Champion Baptist (11/17/14)
 67, vs. Champion Baptist (11/17/14)
 4, at UALR (2/5/15)
 5, vs. UALR (1/17/15)
 at Georgia State (12/30/14)
 20, vs. Northwestern State (12/9/14)
 9, vs. Georgia Southern (1/24/15)
 10, vs. Champion Baptist (11/17/14)
 12, vs. Louisiana College (12/6/14)
 29, at Northwestern State (11/21/13)
 9, vs. South Alabama (1/31/15)
 30, at UALR (2/5/15)
 41, vs. Champion Baptist (11/17/14)
 51, vs. Georgia Southern (2/8/79)
 .620 (31-50), at Nicholls State (11/28/11)
 .185 (10-54) at No. 3 Ohio State (12/27/13)
 10, at Georgia Southern (2/7/15)
 15, vs. Middle Tennessee (1/24/08)
 .509 (27-53), vs. Appalachian State (2/14/15)
 .643 (9-14), at Troy (1/16/14)
 .105 (2-19), vs. Georgia Southern (1/24/15)
 24, vs. UL-Lafayette (1/4/14)
 30, vs. Troy (12/31/09)
 .833 (5-6), at Arkansas State (2/21/15)
 .923 (12-13), at UALR (2/5/15)
 W, 60-58, vs. SFA (Malcolm Thomas Jumper) (11/25/08)
 L, 76-73, at La. Tech (Kyle Gibson 3FG) (12/2/09)
 W, 66-65, at UALR (Pair of defensive stands) (3/10/14)
 L, 70-68, at Arkansas State (Frederic Dure lay-up, 5.6 secs) (2/21/15)
 W, 71-68 (OT), at Georgia Southern (2/7/15)
 W, 103-98 (2OT), vs. UL-Lafayette (1/4/2014)
 W, 107-106 (3OT), at La. Tech (1/5/1970)
 Tylor Ongwae & DeMondre Harvey, vs. Northwestern State (12/9/14)
 Tylor Ongwae & Majok Deng (21 apiece), at UALR (2/5/15)

A ULM Player...

Had a double-double (pts-rbs)
 Had a double-double (pts-asts)
 Had a triple-double
 Had 20 points or more
 Had 30 points or more
 Had 40 points or more
 Had 50 points or more
 Made 10 or more field goals
 Made 15 or more field goals
 Made five or more 3FG
 Made 10 or more FT
 Had 10 or more rebounds
 Had 15 or more rebounds
 Had 20 or more rebounds
 Had 25 or more rebounds
 Had 30 or more rebounds
 Had 10 or more assists
 Had 15 or more assists
 Had five or more steals
 Had 10 or more steals
 Had five or more blocks
 Had 10 or more blocks
 Played 40 minutes or more

Tylor Ongwae (16 pts, 13 rebs), vs. South Alabama (1/31/15)
 Nick Coppola (12 pts, 12 asts), vs. Louisiana College (12/6/14)
 Wojciech Mydra (11 pts, 10 rebs, 10 blks), vs. SHSU (1/24/02)
 Tylor Ongwae (20), at Arkansas State (2/21/15)
 Amos Olatayo (30), at Northwestern State (11/21/13)
 Henry Steele (40), vs. Louisiana College (1/23/71)
 Glynn Saulters (51), vs. Nicholls State (1/1/68)
 Tylor Ongwae (10), vs. Central Baptist (12/16/14)
 Mike Smith (15), vs. Houston (12/15/99)
 Nick Coppola (5), at Arkansas State (2/21/15)
 Tylor Ongwae (10-11), vs. South Alabama (1/31/15)
 Tylor Ongwae (13), vs. South Alabama (1/31/15)
 Majok Deng (15), vs. UALR (1/17/15)
 DeAndre Alexander (20), vs. Lamar (3/2/05)
 Calvin Natt (25), vs. Miss. State (12/5/78)
 Calvin Natt (31) vs. Georgia Southern (12/29/76)
 Nick Coppola (12), vs. Louisiana College (12/6/14)
 Jayon James (15), at FIU (2/2/13)
 Tylor Ongwae (5), vs. UALR (2/15/14)
 Arthur Hayes (10), vs. McNeese State (1983)
 Jayon James (5), vs. UALR (2/15/14)
 Wojciech Mydra (13), vs. UTSA (3/2/02)
 Nick Coppola & Tylor Ongwae (40 each), at Arkansas State (2/21/15)

MISCELLANEOUS STATS 2014-15

Largest halftime lead

35 (53-18), vs. Champion Baptist (11/17/14)

Largest halftime deficit

11 (37-26), vs. Robert Morris (11/27/14)

Largest halftime lead surrendered in a loss

3 (26-23), at Georgia State (12/30/14)

Largest halftime deficit overcome in a win

10 (31-21), at Troy (1/29/15)

Largest lead any time

67 (106-39), vs. Champion Baptist (11/17/14)

Largest deficit any time

20, (65-45) at Georgia State (12/30/14)

Largest lead surrendered in a loss

12, at No. 8 Florida (11/21/14)

Largest deficit overcome in a win

13, two times (at UTA/at Troy)

Most points scored in a half

53, vs. Champion Baptist (11/17/14)

Fewest points scored in a half

19, two times

Most points allowed in a half

44, two times (vs. NSU/LSUA)

Fewest points allowed in a half

18, two times (vs. Ch. Bapt/vs. USA)

Largest Rebounding Advantage

+27 (48-21), vs. Champion Baptist (11/17/14)

Largest Rebounding Disadvantage

-13 (49-36), at No. 8 Florida (11/21/14)

Highest Plus Turnover Differential

+13 (24-11), vs. Champion Baptist (11/17/14)

Highest Minus Turnover Differential

-11 (15-4), vs. NSU (12/9/14)

Most 3FG Made In a Game

10, at Georgia Southern (2/7/15)

Most 3FG Allowed in a Game

10, vs. NSU (12/9/14)



ULM Warhawks Men's Basketball

University of Louisiana at Monroe



0 Marvin Williams

Senior | Center | 6-8 | 245
Memphis, Tenn. | NW Florida State College

	Season-High	Career-High
Pts	22, two times	22, two times
FG	9, two times	9, two times
3FG	1, at Florida (11/22/14)	1, two times
FT	6, at UTA (1/8/15)	6, at UTA (1/8/15)
Ast	2, vs. GaSo (1/24/15)	2, four times
Reb	13, at UTA (1/8/15)	13, two times
Blocks	3, two times	4, vs. UALR (2/15/14)
Steals	2, vs. CHBC (11/17/14)	2, vs. CHBC (11/17/14)
Min	36, vs. RMU (11/27/14)	36, vs. RMU (11/27/14)



2 DeMondre Harvey

Junior | Forward | 6-7 | 210
Minden, La. | Pearl River CC

	Season-High	Career-High
Pts	12, vs. NSU (12/9/14)	12, vs. NSU (12/9/14)
FG	6, vs. NSU (12/9/14)	6, vs. NSU (12/9/14)
3FG	N/A	N/A
FT	5, vs. LSU (12/19/14)	5, vs. LSU (12/19/14)
Ast	3, vs. ASU (1/5/15)	3, vs. ASU (1/5/15)
Reb	10, vs. NSU (12/9/14)	10, vs. NSU (12/9/14)
Blocks	3, vs. CHBC (11/17/14)	3, vs. CHBC (11/17/14)
Steals	1, four times	3, vs. ASU (3/1/14)
Min	30, two times	30, two times

Opp	GS	Min	FG-FGA/Pct.	3FG-FGA	FT-FTA/PCT	O-D-T	PF-FO	A	TO	Blk	Stl	Pts/Avg
UAB	*	16	1-5/.200	0-1/.000	1-1/1.000	0-0-0	3-0	0	0	0	1	3/3.0
CH BAP	*	18	3-3/1.000	0-0/.000	5-8/.625	1-3-4	2-0	1	1	0	2	11/7.0
Florida	*	27	3-11/.273	1-1/1.000	0-0/.000	3-1-4	2-0	0	1	2	0	7/7.0
C. Car	*	6	0-1/.000	0-1/.000	0-0/.000	0-2-2	4-0	0	2	0	0	0/5.3
RMU	*	36	6-11/.545	0-0/.000	2-5/.400	2-3-5	3-0	1	1	3	1	14/7.0
La. Col	*	10	1-1/1.000	0-0/.000	0-0/.000	0-3-3	1-0	0	1	0	0	2/6.2
NSU	*	9	1-1/1.000	0-0/.000	0-0/.000	0-2-2	2-0	0	2	1	0	2/5.6
N.M.	*	18	2-4/.500	0-0/.000	2-2/1.000	3-2-5	2-0	0	2	2	0	6/5.6
CE BAP					DNP							
LSU-A	*	22	4-7/.571	0-0/.000	2-6/.333	2-2-4	1-0	0	0	2	0	10/6.1
Samford	*	16	2-4/.500	0-0/.000	0-0/.000	2-2-4	4-0	1	1	0	0	4/5.9
Ga. St.	*	17	1-3/.333	0-0/.000	5-6/.833	2-4-6	2-0	1	3	0	0	7/6.0
Ark. St.	*	33	9-12/.750	0-0/.000	4-5/.800	3-4-7	1-0	1	2	0	0	22/7.3
UTA	*	32	8-12/.667	0-0/.000	6-6/1.000	6-7-13	2-0	0	2	2	0	22/8.5
TXST	*	31	9-9/1.000	0-0/.000	0-0/.000	3-3-6	2-0	1	5	0	0	18/9.1
Troy	*	24	4-7/.571	0-0/.000	0-0/.000	1-5-6	3-0	0	3	3	0	8/9.1
UALR	*	23	5-8/.625	0-0/.000	0-2/.000	1-3-4	5-1	0	2	1	0	10/9.1
UL-L	*	31	3-8/.375	0-0/.000	0-3/.000	3-4-7	4-0	0	2	1	2	6/8.9
UTA	*	28	6-6/1.000	0-0/.000	5-6/.833	2-6-8	0-0	0	0	1	1	17/9.4
Ga. So.	*	35	1-4/.250	0-0/.000	0-1/.000	1-0-1	2-0	2	3	0	1	2/9.0
Troy	*	19	2-5/.400	0-0/.000	0-0/.000	0-3-3	1-0	1	1	0	0	4/8.8
USA	*	23	2-7/.286	0-0/.000	0-0/.000	1-3-4	3-0	1	1	1	1	4/8.5
UALR					DNP							
Ga. So.					DNP							
UL-L					DNP							
App. St.					DNP							
Ark. St.					DNP							
USA												
App. St.												
Ga. St.												
TXST												
TBA												
Totals	16	474	73-129/.566	1-3/.333	32-51/.627	36-62-98	49-1	10	35	19	9	179/8.5

Opp	GS	Min	FG-FGA/Pct.	3FG-FGA	FT-FTA/PCT	O-D-T	PF-FO	A	TO	Blk	Stl	Pts/Avg
UAB		22	2-7/.286	0-0/.000	1-2/.500	3-2-5	0-0	0	1	0	0	5/5.0
CH BAP		21	2-3/.667	0-0/.000	2-3/.667	6-3-9	1-0	0	1	3	0	9/7.0
Florida		6	0-0/.000	0-0/.000	0-0/.000	0-0-0	1-0	0	0	0	0	0/4.7
C. Car		15	0-1/.000	0-0/.000	0-0/.000	1-0-1	1-0	0	0	0	0	0/3.5
RMU		1	0-0/.000	0-0/.000	0-0/.000	0-0-0	0-0	0	0	0	0	0/2.2
La. Col	*	30	4-7/.571	0-0/.000	0-0/.000	2-7-9	1-0	2	3	1	1	8/3.2
NSU	*	30	6-6/1.000	0-0/.000	0-0/.000	1-9-10	1-0	1	2	2	0	12/4.4
N.M.		10	0-0/.000	0-0/.000	0-0/.000	1-0-1	3-0	1	1	1	0	0/3.9
CE BAP		25	4-7/.571	0-0/.000	0-0/.000	4-4-8	3-0	0	0	0	0	8/4.3
LSU-A	*	16	1-1/1.000	0-0/.000	5-5/1.000	0-2-2	0-0	0	1	0	1	7/4.6
Samford	*	14	3-4/.750	0-0/.000	0-3/.000	2-1-3	1-0	0	0	0	0	6/4.7
Ga. St.	*	20	1-4/.250	0-0/.000	1-2/.500	2-2-4	1-0	0	0	0	0	3/4.6
Ark. St.		13	2-2/1.000	0-0/.000	0-1/.000	1-3-4	2-0	3	1	0	0	4/4.5
UTA		7	1-2/.500	0-0/.000	0-0/.000	0-1-1	1-0	0	1	0	1	2/4.4
TXST		9	0-1/.000	0-0/.000	0-0/.000	1-0-1	2-0	1	0	1	0	0/4.1
Troy		16	1-1/1.000	0-0/.000	0-0/.000	0-1-1	0-0	1	0	0	1	2/3.9
UALR		14	0-0/.000	0-0/.000	0-2/.000	0-0-0	2-0	0	0	0	0	0/3.7
UL-L		3	0-0/.000	0-0/.000	0-0/.000	0-0-0	1-0	0	0	0	0	0/3.5
UTA		5	0-0/.000	0-0/.000	4-5/.800	1-0-1	0-0	0	0	0	0	4/3.5
Ga. So.		4	0-0/.000	0-0/.000	0-0/.000	0-0-0	1-0	0	1	0	0	0/3.4
Troy		5	0-0/.000	0-0/.000	0-0/.000	1-3-4	0-0	0	0	0	0	0/3.2
USA		8	0-3/.000	0-0/.000	0-0/.000	2-1-3	0-0	0	0	0	0	0/3.0
UALR		4	0-0/.000	0-0/.000	0-0/.000	0-0-0	0-0	0	0	0	0	0/2.9
Ga. So.		19	2-4/.500	0-0/.000	0-0/.000	1-4-5	2-0	0	1	0	0	4/3.0
UL-L		9	0-0/.000	0-0/.000	0-0/.000	0-0-0	0-0	0	1	1	0	0/2.8
App. St.		26	2-4/.500	0-0/.000	3-6/.500	2-6-8	2-0	1	1	1	0	7/3.0
Ark. St.		15	1-3/.333	0-0/.000	1-1/1.000	2-2-4	1-0	1	0	0	0	3/3.0
USA												
App. St.												
Ga. St.												
TXST												
TBA												
Totals	5	367	32-60/.533	0-0/.000	17-30/.567	33-51-84	27-0	11	15	10	4	81/3.0

2014-15 (SENIOR)

Posted game-highs of 17 points and eight rebounds vs. UTA... won SBC and Co-LSWA Player of the Week on Jan. 12 after leading the team to a 3-0 record and going 26-33 (.798) FG with 20.7 ppg and 8.7 rpg... came up huge with 18 points on 9-9 shooting at Texas State... matched career-highs of 22 points and 13 rebounds in a big 76-73 overtime win over UTA and had eight of ULM's nine points in overtime and was a perfect 6-6 from the free throw line... dominating career-high performance of 22 points and nine made field goals in the win over Arkansas State and also grabbed seven rebounds... put in 10 points in a win over UALR at home... registered 14 points, six field goals made and 36 minutes in the Battle 4 Atlantis against Robert Morris... grabbed a season-high six rebounds at Georgia State... tallied 11 points on a perfect 3-for-3 from the field, grabbed four rebounds and set a career-high two steals in a win over Champion Baptist... scored 10 points with four rebounds and a pair of blocks in a victory over LSU-A

2013-14 (JUNIOR)

Tallied a pair of double-doubles with 13 points and 10 rebounds at Northwestern State and 11 points and 13 rebounds at Arkansas State... led the team with 23 blocks, finishing top-10 in the SBC... averaged 8.5 points and 4.8 rebounds per game... shot 48.6 percent from the field (89-183) which was top-15 in the league... grabbed 2.1 offensive rebounds per game in conference play, eighth-best in the league... posted nine double-figure scoring games on the season including a career-high 19 points at No. 5 Kansas to outscore Preseason Player of the Year Andrew Wiggins... the 13 rebounds against the Red Wolves were the most by a Warhawk in a single-game on the season... turned in 14 points and nine rebounds against UT Arlington at the SBC Championships... rejected a career-high four blocks at home against UALR

2014-15 (JUNIOR)

Registered bests in conference play this season with seven points, eight rebounds and 26 minutes vs. Appalachian State... posted a career performance against Northwestern State with a double-double and personal bests of 12 points and 10 rebounds in the win; matched his career-high with 30 minutes after getting the start... also earned the start and logged 30 minutes against Louisiana College; recorded eight points and nine rebounds in the contest... big outing with nine points, nine rebounds and three blocks in the win over Champion Baptist

2013-14 (SOPHOMORE)

Led the team in field goal percentage with a .531 mark (34-64)... registered a career-high 11 points on four made field goals against Thomas... grabbed a career-high eight rebounds at both Ole Miss and UALR... played a career-high 25 minutes at home against WKU... career-high three steals at home against Troy... recorded 13 blocks and 13 steals on the season... made four starts and played in all 27 contests... averaged 3.1 points and 3.4 rebounds per game... led the team in rebounding in four games and in blocks in six games

PREVIOUS SCHOOL

Played at Pearl River Junior College in Poplarville, Miss. and averaged 6.4 points and 5.8 rebounds per game ... Played in all 25 games and made 15 starts ... Registered three double-doubles including 14 points and 11 rebounds in the final game of the season on March 8 ... Tallied a career-high 15 points and four blocks against Holmes Community College on Nov. 5 ... Shot 60.0 percent from the field on the season and 60.6 percent from the free throw line ... Will have three years of eligibility remaining at ULM



ULM Warhawks Men's Basketball

University of Louisiana at Monroe



3 Prince Cooper

Sophomore | Guard | 6-4 | 215
Freeport, Bahamas | Miami-Dade College

	Season-High	Career-High
Pts	3, vs. CHBC (11/17/14)	3, vs. CHBC (11/17/14)
FG	1, seven times	1, seven times
3FG	N/A	N/A
FT	1, vs. CHBC (11/17/14)	1, vs. CHBC (11/17/14)
Ast	3, vs. CHBC (11/17/14)	3, vs. CHBC (11/17/14)
Reb	5, vs. CHBC (11/17/14)	5, vs. CHBC (11/17/14)
Blocks	1, vs. CHBC (11/17/14)	1, vs. CHBC (11/17/14)
Steals	1, two times	1, two times
Min	24, vs. CHBC (11/17/14)	24, vs. CHBC (11/17/14)

Opp	GS	Min	FG-FGA/Pct.	3FG-FGA	FT-FTA/PCT	O-D-T	PF-FO	A	TO	Blk	Stl	Pts/Avg
UAB	5	0-1/.000	0-0/.000	0-0/.000	1-0-1	0-0	0	0	0	0	0	0/0.0
CH BAP	24	1-6/.167	0-0/.000	1-2/.500	2-3-5	1-0	3	2	1	1	3	3/1.5
Florida	6	1-2/.500	0-0/.000	0-0/.000	1-3-4	0-0	0	0	0	0	0	2/1.7
C. Car	12	1-1/1.000	0-0/.000	0-0/.000	0-2-2	0-0	1	1	0	0	0	2/1.8
RMU	8	0-0/.000	0-0/.000	0-0/.000	1-0-1	0-0	0	0	0	0	0	0/1.4
La. Col				DNP								
NSU				DNP								
N.M.	1	0-0/.000	0-0/.000	0-0/.000	0-0-0	0-0	0	0	0	0	0	0/1.2
CE BAP	7	0-1/.000	0-0/.000	0-2/.000	0-0-0	0-0	1	1	0	0	0	0/1.0
LSU-A				DNP								
Samford				DNP								
Ga. St.	18	1-2/.500	0-0/.000	0-2/.000	0-1-1	0-0	2	2	0	1	2	2/1.1
Ark. St.	4	1-1/1.000	0-0/.000	0-0/.000	1-0-1	0-0	0	0	0	0	0	2/1.2
UTA	8	1-1/1.000	0-0/.000	0-0/.000	0-1-1	2-0	0	0	0	0	0	2/1.3
TXST	5	1-1/1.000	0-0/.000	0-0/.000	0-2-2	0-0	1	0	0	0	0	2/1.4
Troy	5	0-0/.000	0-0/.000	0-0/.000	0-0-0	0-0	1	0	0	0	0	0/1.3
UALR				DNP								
UL-L	6	0-0/.000	0-0/.000	0-0/.000	0-0-0	0-0	0	0	0	0	0	0/1.2
UTA	2	0-0/.000	0-0/.000	0-2/.000	0-1-1	2-0	0	2	0	0	0	0/1.1
Ga. So.				DNP								
Troy				DNP								
USA				DNP								
UALR	1	0-0/.000	0-0/.000	0-0/.000	0-0-0	0-0	0	0	0	0	0	0/1.0
Ga. So.				DNP								
UL-L				DNP								
App. St.				DNP								
Ark. St.				DNP								
USA												
App. St.												
Ga. St.												
TXST												
TBA												
Totals	112	7-16/.438	0-0/.000	1-8/.125	6-13-19	5-0	9	8	1	2	15/1.0	

2014-15 (SOPHOMORE)

Set nearly every career high in a win against Champion Baptist including five rebounds and three assists in 24 minutes... hit a mid-range jumpers in conference against Georgia State, Arkansas State, UT Arlington and Texas State

PREVIOUS SCHOOL

Played one season at Miami-Dade JC (Fla.)... averaged 10.4 points, 6.4 rebounds and 2.1 assists per game... shot an astounding 83 percent from the field... earned Dean's List honors for his achievements in the classroom

HIGH SCHOOL

Lettered in both basketball and track & field at Piney Woods HS (Miss.)... averaged 12 points, eight rebounds and three assists per game... named team captain as a senior... state champion in the triple jump (track & field)... earned academic honor roll and the highest chemistry and algebra II award... graduated top-15 in his class



4 Mack Foster

Junior | Guard | 6-2 | 185
Beulah, Miss. | East Mississippi CC

	Season-High	Career-High
Pts	15, at Troy (1/29/15)	15, at Troy (1/29/15)
FG	5, three times	5, three times
3FG	3, three times	3, three times
FT	2, four times	2, four times
Ast	3, two times	3, two times
Reb	4, two times	4, two times
Blocks	1, five times	1, five times
Steals	4, vs. LC (12/6/14)	4, vs. LC (12/6/14)
Min	34, vs. App (2/14/15)	34, vs. App (2/14/15)

Opp	GS	Min	FG-FGA/Pct.	3FG-FGA	FT-FTA/PCT	O-D-T	PF-FO	A	TO	Blk	Stl	Pts/Avg
UAB	7	0-2/0.00	0-2/0.00	0-0/0.00	0-0-0	1-0	0	0	1	0	0	0/0.0
CH BAP	24	5-9/.556	3-6/.500	0-0/0.00	1-1-2	2-0	3	1	1	3	13	7/5
Florida	18	1-4/.250	1-2/.500	0-0/0.00	0-0-0	4-0	2	0	0	3	3	5/3
C. Car	11	3-4/.750	0-1/0.00	0-2/0.00	2-0-2	0-0	1	0	0	0	6	5/5
RMU	14	3-4/.750	0-1/0.00	0-2/0.00	1-0-1	1-0	3	0	0	0	6	5/6
La. Col	18	3-5/.600	0-0/0.00	2-2/1.000	0-1-1	2-0	2	0	0	4	8	6/0
NSU	14	1-6/.167	0-1/0.00	0-0/0.00	0-0-0	1-0	1	1	0	0	2	5/4
N.M.	18	2-4/.500	1-2/.500	0-0/0.00	2-1-3	0-0	1	1	0	0	5	5/4
CE BAP	11	0-3/0.00	0-1/0.00	0-0/0.00	0-3-3	2-0	0	1	0	0	0	4/8
LSU-A	12	2-3/.667	1-1/1.000	0-0/0.00	0-0-0	2-0	1	1	0	0	5	4/8
Samford	13	0-2/0.00	0-1/0.00	0-0/0.00	0-1-1	2-0	1	0	1	0	0	4/5
Ga. St.	14	2-5/.400	1-3/.333	2-2/1.000	0-1-1	0-0	1	0	0	0	7	4/6
Ark. St.	* 22	2-5/.400	0-2/0.00	0-0/0.00	0-2-2	1-0	0	1	0	1	4	4/5
UTA	* 28	4-9/.444	3-8/.375	0-1/0.00	0-4-4	5-1	2	1	0	0	11	5/0
TXST	* 29	1-7/.143	1-6/.167	0-0/0.00	0-1-1	2-0	1	1	0	0	3	4/9
Troy	* 21	2-7/.286	0-2/0.00	2-2/1.000	1-2-3	1-0	2	0	1	0	6	4/9
UALR	* 18	0-4/0.00	0-2/0.00	0-2/0.00	0-0-0	2-0	0	1	0	1	0	4/6
UL-L	* 14	2-9/.222	0-3/0.00	2-2/1.000	1-3-4	0-0	0	2	0	1	6	4/7
UTA	* 20	2-3/.667	1-2/.500	0-0/0.00	0-3-3	2-0	2	1	0	1	5	4/7
Ga. So.	* 27	3-6/.500	0-3/0.00	0-2/0.00	0-2-2	2-0	2	2	0	0	6	4/8
Troy	33	5-10/.500	3-6/.500	2-2/1.000	1-3-4	1-0	1	0	0	1	15	5/3
USA	20	1-3/.333	0-1/0.00	0-0/0.00	1-1-2	2-0	0	0	0	0	2	5/1
UALR	16	0-0/0.00	0-0/0.00	0-0/0.00	0-3-3	2-0	0	2	0	0	0	4/9
Ga. So.	27	5-8/.625	2-3/.667	0-2/0.00	1-0-1	2-0	1	0	0	1	12	5/2
UL-L	19	1-3/.333	0-1/0.00	2-3/.667	0-0-0	2-0	2	1	0	1	4	5/2
App. St.	34	3-7/.429	2-3/.667	0-1/0.00	0-3-3	2-0	0	1	1	0	8	5/3
Ark. St.	14	3-7/.429	0-2/0.00	1-1/1.000	0-1-1	2-0	0	3	0	1	7	5/3
USA												
App. St.												
Ga. St.												
TXST												
TBA												
Totals	8	515	56-139/.403	19-65/.292	13-26/.500	11-36-.47	45-1	29	21	5	18	144/5.3

2014-15 (JUNIOR)

Netted 12 points on five made field goals in an overtime win at Georgia Southern... drained a career-high 15 points and played a career-high 33 minutes in an overtime win at Troy... earned eight consecutive starts including at UT Arlington where he netted 11 points after a trio of three-pointers... ULM went on a six-game winning streak with him starting... became the first Warhawk to register four steals in a game on the season in the win over Louisiana College... shot 3-for-4 from the field in both games of the Battle 4 Atlantis Mainland bracket against Coastal Carolina and Robert Morris... registered a career-high 13 points and hit a trio of three-pointers in 24 minutes in a win over Champion Baptist

PREVIOUS SCHOOL

Played two seasons at East Mississippi CC and led the team to the Region 23 championship... guided the team to a No. 11 ranking in the NJCAA National Poll... averaged 7.1 points, 4.0 rebounds and 1.0 steals per game... hit a career-high six three-pointers in a game

HIGH SCHOOL

Lettered in both basketball and track & field at West Bolivar HS... named Co-MVP All-State and Best Offensive Player... earned All-Area MVP, First-Team and Best Defensive Player... guided the Eagles to the state championship... averaged 15 points, six rebounds, three steals and two blocks per game... dunked on Johnny O'Bryant III, who was drafted by the Milwaukee Bucks, his freshman year off a put-back



ULM Warhawks Men's Basketball

University of Louisiana at Monroe



5 Jamaal Samuel

Junior | Forward | 6-9 | 205
New Orleans, La. | Illinois State

	Season-High	Career-High
Pts	18, vs. CHBC (11/17/14)	18, vs. CHBC (11/17/14)
FG	8, at UALR (2/5/15)	8, at UALR (2/5/15)
3FG	3, four times	3, four times
FT	4, vs. NSU (12/9/14)	4, vs. NSU (12/9/14)
Ast	2, two times	2, three times
Reb	7, vs. NSU (12/9/14)	8, vs. Bradley (2/15/14)
Blocks	4, vs. C. Carolina (11/26/14)	4, two times
Steals	2, three times	2, three times
Min	33, at UALR (2/5/15)	at UALR (2/5/15)

Opp	GS	Min	FG-FGA/Pct.	3FG-FGA	FT-FTA/PCT	O-D-T	PF-FO	A	TO	Blk	Stl	Pts/Avg
UAB	17	1-4/250	1-3/333	0-0/000	0-2-2	3-0	2	2	0	1		3/3.0
CH BAP	20	7-12/583	3-6/500	1-2/500	1-5-6	1-0	0	2	2	0		18/10.5
Florida	22	3-10/300	3-10/300	0-0/000	1-5-6	3-0	0	1	0	1		9/10.0
C. Car	23	1-4/250	1-4/250	0-0/000	0-2-2	2-0	1	1	4	1		3/8.3
RMU	14	1-5/200	1-4/250	1-2/500	0-5-5	2-0	1	4	0	1		4/7.4
La. Col	11	1-6/167	0-1/000	0-0/000	2-0-2	2-0	0	0	1	0		2/6.5
NSU	14	4-8/500	0-0/000	4-5/800	3-4-7	3-0	0	0	3	0		12/7.3
N.M.	27	2-7/286	0-4/000	2-2/1000	0-2-2	0-0	0	0	0	2		6/7.1
CE BAP	* 21	1-5/200	0-1/000	1-2/500	0-2-2	2-0	0	2	2	2		3/6.7
LSU-A	21	4-6/667	0-2/000	0-0/000	2-3-5	1-0	1	2	1	0		8/6.8
Samford	25	5-8/625	2-2/1000	1-2/500	0-6-6	4-0	0	1	1	0		13/7.4
Ga. St.	* 26	4-12/333	1-4/250	0-1/000	0-5-5	0-0	2	1	0	0		9/7.5
Ark. St.	13	2-7/286	1-4/250	0-0/000	0-0-0	0-0	0	0	1	0		5/7.3
UTA	12	1-8/125	1-5/200	0-0/000	0-4-4	0-0	0	0	0	0		3/7.0
TXST	6	1-3/333	0-2/000	0-0/000	0-1-1	2-0	0	1	0	0		2/6.7
Troy	12	2-4/500	0-2/000	0-0/000	2-3-5	3-0	0	1	0	0		4/6.5
UALR	7	0-1/000	0-1/000	0-0/000	0-2-2	1-0	0	1	0	0		0/6.1
UL-L	18	3-5/600	3-4/750	0-0/000	0-0-0	2-0	0	1	0	1		9/6.3
UTA	13	0-3/000	0-2/000	0-0/000	0-3-3	0-0	0	1	2	0		0/5.9
Ga. So.	9	3-7/429	0-1/000	0-0/000	1-1-2	1-0	1	0	1	0		6/6.0
Troy	13	1-3/333	1-3/333	0-0/000	1-1-2	1-0	0	0	1	0		3/5.8
USA	9	2-3/667	0-0/000	0-0/000	0-0-0	0-0	0	2	0	0		4/5.7
UALR	* 33	8-13/615	0-1/000	0-0/000	1-5-6	5-1	0	1	1	1		16/6.2
Ga. So.	* 28	7-11/636	3-5/600	0-0/000	1-4-5	1-0	1	0	0	2		17/6.6
UL-L	* 24	2-5/400	0-1/000	0-0/000	0-3-3	1-0	1	1	2	0		4/6.5
App. St.	* 18	2-5/400	1-3/333	0-2/000	1-3-4	5-1	1	1	1	0		5/6.5
Ark. St.	* 23	3-8/375	0-2/000	0-0/000	1-3-4	2-0	0	1	3	0		6/6.4
USA												
App. St.												
Ga. St.												
TXST												
TBA												
Totals	7	479	71-173/410	22-77/286	10-18/556	17-74-91	47-1	11	27	26	12	174/6.4

2014-15 (JUNIOR)

Netted 17 points, one shy of his career-high, at Georgia Southern and hit three long-range shots... drained 16 points on a career-high eight made field goals and also grabbed six rebounds at UALR... hit a trio of long-range shots at UL-Lafayette... netted 13 points including a pair of three-pointers and pulled down six rebounds against Samford... registered 12 points and grabbed a season-high seven rebounds in the win over NSU... set career highs in points (18), field goals made (7) and three-pointers made (3) in a win over Champion Baptist... earned the start against Central Baptist and had a pair of blocks and steals... led the team with nine points at Georgia State

2013-14 (SOPHOMORE) ILLINOIS STATE

Played in 26 games with one start... ranked second on the team and No. 5 in the Missouri Valley Conference with 0.9 blocks per game... netted four points with four rebounds and three blocks in the loss at Southern Illinois (March 1)... grabbed a career-best eight rebounds and scored four points in the win over Bradley (Feb. 15)... blocked a career-best four shots and collected six rebounds in the overtime loss at Evansville (Feb. 12)... netted nine points on 3-for-4 shooting in the loss at Loyola (Feb. 9)... scored a career-high 10 points on a career-best five field goals (5-for-5) in the win over Northern Iowa (Feb. 5)... made his first-career start and scored four points during a career-high 24 minutes in the win over Drake (Feb. 1)... registered the first two blocks of his career in the win over Chicago State (Dec. 4)... scored nine points on 4-for-6 shooting with five rebounds in the loss at No. 14 VCU (Nov. 8)

2012-13 (FRESHMAN) PRIOR TO ILLINOIS STATE

Helped guide South Plains College to a 22-8 overall record and an 11-5 mark in the Western Junior College Athletic Conference (WJCAC) as a freshman in 2012-13... shot 46.7 percent from the field



11 Nick Coppola

Sophomore | Guard | 5-11 | 195
Richmond, Va. | Benedictine Prep

	Season-High	Career-High
Pts	19, at ASU (2/21/15)	19, at ASU (2/21/15)
FG	7, at ASU (2/21/15)	7, at ASU (2/21/15)
3FG	5, at ASU (2/21/15)	5, at ASU (2/21/15)
FT	4, two times	5, at KU (11/8/13)
Ast	12, vs. LC (12/6/14)	12, vs. LC (12/6/14)
Reb	8, vs. ULL (2/12/15)	8, vs. ULL (2/12/15)
Blocks	N/A	N/A
Steals	3, two times	3, two times
Min	45, two times	45, two times

Opp	GS	Min	FG-FGA/Pct.	3FG-FGA	FT-FTA/PCT	O-D-T	PF-FO	A	TO	Blk	Stl	Pts/Avg
UAB	*	33	5-8/.625	3-5/.600	1-2/.500	0-4-4	0-0	6	2	0	1	14/14.0
CH BAP	*	12	2-2/1.000	1-1/1.000	2-4/.500	0-2-2	1-0	4	0	0	1	7/10.5
Florida	*	45	3-10/300	3-5/.600	2-2/1.000	0-1-1	3-0	2	1	0	1	11/10.7
C. Car	*	37	2-9/.222	1-5/.200	0-0/.000	0-1-1	2-0	7	0	0	0	5/9.3
RMU	*	39	2-8/.250	2-6/.333	0-0/.000	1-2-3	2-0	2	2	0	1	6/8.6
La. Col	*	31	6-9/.667	0-2/.000	0-2/.000	0-0-0	1-0	12	4	0	3	12/9.2
NSU	*	40	4-9/.444	2-5/.400	3-4/.750	1-4-5	3-0	6	2	0	2	13/9.7
N.M.	*	29	2-8/.250	1-4/.250	4-4/1.000	0-2-2	5-1	0	1	0	0	9/9.6
CE BAP	*	28	4-5/.800	2-3/.667	2-2/1.000	0-1-1	3-0	2	2	0	2	12/9.9
LSU-A	*	40	5-11/.455	1-4/.250	2-3/.667	0-3-3	1-0	6	1	0	0	13/10.2
Samford	*	37	6-12/.500	3-4/.750	0-0/.000	1-1-2	2-0	2	3	0	0	15/10.6
Ga. St.	*	29	2-4/.500	2-3/.667	0-0/.000	0-4-4	1-0	4	1	0	2	6/10.3
Ark. St.	*	40	1-5/.200	0-1/.000	1-2/.500	0-4-4	2-0	6	1	0	0	3/9.7
UTA	*	42	2-9/.222	0-5/.000	2-5/.400	0-2-2	2-0	7	3	0	1	6/9.4
TXST	*	34	1-5/.200	1-3/.333	0-0/.000	0-4-4	2-0	4	5	0	0	3/9.0
Troy	*	33	1-5/.200	1-4/.250	0-0/.000	0-2-2	1-0	2	3	0	0	3/8.6
UALR	*	40	6-11/.545	1-4/.250	2-2/1.000	0-2-2	0-0	5	2	0	2	15/9.0
UL-L	*	35	3-9/.333	1-4/.250	0-0/.000	0-4-4	1-0	1	1	0	1	7/8.9
UTA	*	34	2-6/.333	1-4/.250	0-0/.000	0-2-2	3-0	3	3	0	2	5/8.7
Ga. So.	*	34	4-11/.364	1-5/.200	1-2/.500	0-6-6	4-0	1	0	0	0	10/8.8
Troy	*	36	2-10/.200	1-7/.143	1-2/.500	0-3-3	2-0	2	0	0	1	6/8.6
USA	*	37	6-9/.667	1-2/.500	2-2/1.000	0-1-1	1-0	3	1	0	3	15/8.9
UALR	*	40	3-6/.500	1-1/1.000	4-4/1.000	1-2-3	3-0	4	3	0	1	11/9.0
Ga. So.	*	45	3-8/.375	3-6/.500	0-0/.000	0-2-2	1-0	4	2	0	0	9/9.0
UL-L	*	40	2-4/.500	2-3/.667	2-3/.667	0-8-8	1-0	5	0	0	0	8/9.0
App. St.	*	40	4-8/.500	1-3/.333	0-0/.000	1-2-3	3-0	5	2	0	0	9/9.0
Ark. St.	*	40	7-10/.700	5-7/.714	0-0/.000	0-5-5	1-0	3	3	0	2	19/9.3
USA												
App. St.												
Ga. St.												
TXST												
TBA												
Totals	27	970	90-211/.427	41-106/.387	31-45/.689	5-74-79	51-1	107	48	0	26	252/9.3

2014-15 (SOPHOMORE)


Has started at point guard in every game of his career... career performance of 19 points, seven made FGs and five made 3FGs at A-State... played his second 45-minute game of the year at Ga. Southern and hit a trio of three-pointers... matched a season-high and led the team with 15 points against UALR at home... matched his season-high again against South Alabama... set his season-high with 15 points at Samford... recorded 13 points vs. LSUA... tallied career-highs of 12 assists and three steals against Louisiana College and also had a double-double with 12 points... posted 12 points on four-for-five shooting against Central Baptist... registered 13 points in 40 minutes against NSU... dished out seven assists against Coastal Carolina at the Battle 4 Atlantis... netted 11 points on a trio of three-pointers, including one in the final seconds of regulation to send the game to overtime against No. 8 Florida, and played 45 minutes... registered 14 points, including a trio of three-pointers in the second half, to go along with his six assists in a win at UAB... led the team with nine points at New Mexico

2013-14 (FRESHMAN) - 2013-14 College Sports Madness SBC Freshman of the Year One of two players to start all 27 games for the Warhawks... led the team in minutes with 33.3 per game... played 40 minutes nine times and tied the school record of five in a row set in 1999-2000 by Maurice Bell... in conference play, ranked third in the league in minutes (36.1 mpg), seventh in three-point field goal percentage (.407) and top-10 in assists (2.9 apg)... tallied nine double-figure scoring games including a career-high 16 points at Georgia State where he hit four three-pointers... drained a career-high six field goals at UALR in the regular season finale and scored 15 points... dished out a career-high eight assists in an overtime victory at Northwestern State... pulled down a career-high six rebounds at home versus WKU... scored 10 points in the season opener at No. 5 Kansas... led the team in minutes in 12 games and assists in 10 games... averaged 6.9 points and 3.3 assists per game on the year



ULM Warhawks Men's Basketball

University of Louisiana at Monroe



12 Tylor Ongwae

Senior | Forward | 6-7 | 205
Eldoret, Kenya | Ranger College

	Season-High	Career-High
Pts	25, vs. two times	27, two times
FG	10, two times	11, vs. ULL (1/4/14)
3FG	4, at ASU (2/21/15)	4, two times
FT	10, vs. USA (1/31/15)	10, vs. USA (1/31/15)
Ast	9, vs. NSU (12/9/14)	9, vs. NSU (12/9/14)
Reb	13, vs. USA (1/31/15)	13, vs. USA (1/31/15)
Blocks	2, two times	3, vs. ULL (1/4/14)
Steals	4, at UALR (2/5/15)	5, vs. UALR (2/15/14)
Min	45, at GS (2/7/15)	46, vs. ULL (1/4/14)



13 Majok Deng

Junior | Forward | 6-10 | 190
Adelaide, Australia | Indian Hills CC

	Season-High	Career-High
Pts	21, at UALR (2/5/15)	21, at UALR (2/5/15)
FG	7, two times	7, two times
3FG	3, two times	3, two times
FT	6, vs. Troy (1/15/15)	6, vs. Troy (1/15/15)
Ast	3, vs. UTA (1/22/15)	3, vs. UTA (1/22/15)
Reb	15, vs. UALR (1/17/15)	15, vs. UALR (1/17/15)
Blocks	4, at UAB (11/15/14)	4, at UAB (11/15/14)
Steals	2, three times	2, three times
Min	40, at Troy (1/29/15)	40, at Troy (1/29/15)

Opp	GS	Min	FG-FGA/Pct.	3FG-FGA	FT-FTA/PCT	O-D-T	PF-FO	A	TO	Blk	Stl	Pts/Avg
UAB	*	34	8-17/.471	0-0/.000	2-2/1.000	3-6-9	5-1	2	3	0	1	18/18.0
CH BAP	*	12	8-10/.800	0-0/.000	0-0/.000	4-1-5	0-0	0	0	1	2	16/17.0
Florida	*	39	8-14/.585	0-1/.000	3-6/.625	3-5-8	4-0	3	3	2	0	19/17.7
C. Car	*	28	3-10/.300	0-3/.000	1-1/1.000	0-4-4	1-0	2	3	0	0	7/15.0
RMU	*	32	2-6/.333	0-0/.000	3-3/1.000	3-1-4	3-0	1	2	1	1	7/13.4
La. Col	*	30	9-15/.600	0-0/.000	4-5/.800	6-3-9	2-0	1	3	0	1	22/14.8
NSU	*	39	6-8/.750	0-0/.000	7-8/.875	2-8-10	3-0	9	4	0	0	19/15.4
N.M.	*	30	2-11/.182	1-3/.333	3-4/.750	2-5-7	3-0	1	2	0	0	8/14.5
CE BAP	*	38	10-16/.625	1-3/.333	4-4/1.000	2-3-5	2-0	6	1	0	1	25/15.7
LSU-A	*	38	9-15/.600	1-2/.500	6-6/1.000	2-4-6	3-0	4	2	0	1	25/16.6
Samford	*	39	2-14/.143	0-1/.000	5-6/.833	3-3-6	2-0	4	2	0	0	9/15.9
Ga. St.	*	22	0-7/.000	0-2/.000	0-0/.000	0-0-0	3-0	2	1	0	1	0/14.6
Ark. St.	*	36	4-7/.571	0-0/.000	2-2/1.000	1-6-7	0-0	1	3	2	1	10/14.2
UTA	*	29	2-7/.286	0-1/.000	3-3/1.000	2-4-6	5-1	5	1	0	1	7/13.7
TXST	*	35	4-10/.400	0-0/.000	9-9/1.000	3-5-8	1-0	2	1	1	2	17/13.9
Troy	*	35	7-15/.467	1-5/.200	0-1/.000	5-5-10	1-0	1	1	1	0	15/14.0
UALR	*	40	4-11/.364	0-2/.000	5-5/1.000	3-6-9	3-0	3	1	1	0	13/13.9
UL-L	*	34	5-11/.455	0-0/.000	3-5/.600	1-4-5	1-0	2	1	0	2	13/13.9
UTA	*	37	4-14/.286	1-4/.250	0-0/.000	2-6-8	4-0	2	4	0	1	9/13.6
Ga. So.	*	37	4-13/.308	0-3/.000	9-10/.900	2-8-10	2-0	0	1	0	1	17/13.8
Troy	*	35	3-12/.250	0-2/.000	0-0/.000	6-3-9	3-0	5	2	0	0	6/13.4
USA	*	38	3-13/.231	0-1/.000	10-11/.909	3-10-13	0-0	4	4	0	0	16/13.5
UALR	*	36	8-13/.615	2-5/.400	3-3/1.000	1-5-6	1-0	4	5	0	4	21/13.9
Ga. So.	*	45	8-14/.571	1-4/.250	2-2/1.000	0-5-5	2-0	2	4	1	3	19/14.1
UL-L	*	40	8-15/.533	3-5/.600	2-2/1.000	2-5-7	1-0	2	4	0	1	21/14.4
App. St.	*	40	6-13/.462	0-2/.000	2-3/.667	1-6-7	2-0	7	4	1	2	14/14.3
Ark. St.	*	40	7-14/.500	4-8/.500	2-2/1.000	3-4-7	1-0	2	2	0	3	20/14.6
USA												
App. St.												
Ga. St.												
TXST												
TBA												
Totals	27	938	144-325/.443	15-55/.273	90-103/.874	65-125-190	58-2	77	64	11	29	393/14.6

2014-15 (SENIOR) - Capital One Academic All-District First-Team
3x LSUA POW, 2x SBC POW, 2x CSM POW winner... six straight 10+ scoring games... six 20+ scoring games on the year... double-double with 16 points and a career-high 13 rebs vs. USA... double-double with 17 points and 10 rebs vs. Ga. Southern... double-double with 15 points and 10 rebs vs. Troy... season-high 25 points vs. Central Baptist... matched his season-high with 25 points against LSU-A... double-double with 19 points and 10 rebs vs. NSU and neared a triple-double with a career-high nine assists... neared a double-double with 22 points and nine rebs vs. La. College... poured in 19 points and grabbed eight rebs in an overtime thriller at No. 8 Florida and head coach Billy Donovan said he was the best player on the court... netted 18 points in a victory over UAB and neared a double-double with nine rebs

2013-14 (JUNIOR) - 2013-14 All-SBC Third-Team | 2013-14 NABC All-District Second-Team | 2013-14 All-Louisiana Third-Team | 2013-14 College Sports Madness SBC Fourth-Team... Became just the second ULM student-athlete in school history to earn All-Conference honors from the Sun Belt since joining the league... finished fourth in the league in scoring with 17.5 points per game and reached double-figures in 17 of 18 SBC contests... recorded double-digits in 24 of 27 games on the season and played at least 40 minutes three times... registered at least 20 points nine times... posted three double-doubles, with a career-high 27 points against both UL-L and Georgia State at home... led the team in scoring in 17 games... notched a career-high five steals at home vs. UALR, the most by a Warhawk in a single game on the season... played a career-high 46 minutes in the overtime win over UL-L and made a career-high 11 FG's... etched a team-high 20 points against UTA at the SBC Championships... one of two players to start all 27 games on the season... second on the team in rebounds (5.8 rpg), three-pointers made (27), blocks (19) and steals (30)... named to the NABC Honors Court for outstanding achievement in the classroom

Opp	GS	Min	FG-FGA/Pct.	3FG-FGA	FT-FTA/PCT	O-D-T	PF-FO	A	TO	Blk	Stl	Pts/Avg
UAB	*	25	5-9/.556	2-4/.500	1-2/.500	1-4-5	1-0	2	0	4	2	13/13.0
CH BAP	*	20	2-4/.500	0-2/.000	3-3/1.000	0-6-6	2-0	2	2	2	1	7/10.0
Florida	*	35	1-7/.143	1-5/.200	0-0/.000	1-8-9	2-0	1	1	0	0	3/7.7
C. Car	*	35	5-10/.500	2-6/.333	2-2/1.000	1-9-10	2-0	0	0	3	0	14/9.3
RMU	*	19	0-4/.000	0-2/.000	2-2/1.000	1-0-1	3-0	0	2	0	0	2/7.8
La. Col	*	29	5-9/.556	1-2/.500	3-6/.500	2-9-11	2-0	2	2	2	1	14/8.8
NSU	*	26	5-10/.500	1-1/1.000	3-4/.750	3-4-7	1-0	1	1	2	0	14/9.6
N.M.	*	26	3-8/.375	0-4/.000	0-0/.000	2-4-6	4-0	1	0	1	2	6/9.1
CE BAP	*	34	3-7/.429	0-0/.000	5-6/.833	4-7-11	2-0	2	3	3	1	11/9.3
LSU-A	*	21	1-2/.500	0-0/.000	0-0/.000	1-6-7	0-0	0	1	3	0	2/8.6
Samford	*	16	0-4/.000	0-1/.000	0-0/.000	0-3-3	1-0	0	0	1	0	0/7.8
Ga. St.	*	17	3-9/.333	0-2/.000	0-1/.000	4-4-8	1-0	1	1	1	0	6/7.7
Ark. St.	*	20	4-7/.571	0-2/.000	2-3/.667	1-5-6	4-0	2	3	0	1	10/7.8
UTA	*	34	6-9/.667	3-6/.500	0-0/.000	3-2-5	1-0	2	3	2	0	15/8.4
TXST	*	34	2-4/.500	2-4/.500	1-2/.500	2-6-8	2-0	2	2	3	2	7/8.3
Troy	*	28	4-10/.400	2-5/.400	6-6/1.000	1-5-6	0-0	2	0	1	1	16/8.8
UALR	*	34	4-6/.667	2-3/.667	4-8/.500	4-11-15	4-0	2	2	1	0	14/9.1
UL-L	*	28	3-7/.429	1-3/.333	1-2/.500	0-5-5	2-0	1	2	1	0	8/9.0
UTA	*	34	4-8/.500	2-5/.400	0-0/.000	0-2-2	1-0	3	1	2	1	10/9.1
Ga. So.	*	29	2-3/.667	1-2/.500	2-2/1.000	4-3-7	2-0	0	2	2	0	7/9.0
Troy	*	40	5-12/.417	3-6/.500	2-2/1.000	1-1-2	3-0	0	2	2	0	15/9.2
USA	*	31	7-12/.583	1-5/.200	2-2/1.000	1-7-8	4-0	0	0	2	0	17/9.6
UALR	*	29	7-10/.700	2-4/.500	5-6/.833	3-6-9	5-1	1	0	0	0	21/10.1
Ga. So.	*	30	1-3/.333	1-1/1.000	2-3/.667	2-4-6	4-0	0	2	0	1	5/9.9
UL-L	*	34	5-11/.455	2-4/.500	4-4/1.000	1-3-4	3-0	1	2	2	0	16/10.1
App. St.	*	24	4-9/.444	0-3/.000	5-5/1.000	0-4-4	5-1	1	0	1	0	13/10.2
Ark. St.	*	34	3-12/.250	0-4/.000	0-0/.000	3-6-9	2-0	1	1	1	0	6/10.1
USA												
App. St.												
Ga. St.												
TXST												
TBA												
Totals	26	766	94-206/.456	29-86/.337	55-71/.775	46-134-180	63-2	30	35	42	13	272/10.1

JUNIOR (2014-15)

Career-high 21 points and also grabbed nine rebounds at UALR... put in 16 points at home vs. UL-Lafayette... etched 17 points on seven made field goals against South Alabama and also grabbed eight rebounds... registered 15 points in a career-high 40 minutes in an overtime win at Troy... grabbed a career-high 15 rebounds to go along with his 14 points and a double-double against UALR at home... netted 16 points and six free throws (6-6) vs. Troy... tallied 15 points on 6-9 shooting including a trio of three-pointers in an overtime win over UT Arlington... posted a double-double with 11 points and 11 rebounds in the win over Central Baptist... recorded 14 points, seven rebounds and two blocks and hit a big three-pointer in the end to defeat North-western State... tallied a double-double with 14 points and 11 rebounds in the win over Louisiana College... registered a double-double with 14 points and 10 rebounds against Coastal Carolina in the Battle 4 Atlantis... poured in 13 points, including a pair of three-pointers, in a win over UAB and also blocked four shots

PREVIOUS SCHOOL

Led Indian Hills Community College to the 2014 Regional and District Championships... guided the program to a 34-3 record in 2014 and a combined 60-7 record in his two years... hit a three-pointer against Southeastern for the win in double overtime in 2013... netted a career-high 16 points against John Wood CC



ULM Warhawks Men's Basketball

University of Louisiana at Monroe



20 Chinedu Amajoyi

Senior Guard | 6-3 | 195
Rancho Cucamonga, Calif. | Kilgore College

	Season-High	Career-High
Pts	8, vs. CHBC (11/17/14)	12, vs. USA (2/27/14)
FG	4, vs. CHBC (11/17/14)	4, vs. USA (2/27/14)
3FG	N/A	3, two times
FT	2, at GSU (12/30/14)	10, vs. ASU (1/30/14)
Ast	6, vs. CHBC (11/17/14)	6, vs. CHBC (11/17/14)
Reb	4, at UAB (11/15/14)	8, two times
Blocks	N/A	1, two times
Steals	1, at GSU (12/30/14)	2, two times
Min	19, two times	36, at ASU (3/6/14)

Opp	GS	Min	FG-FGA/Pct.	3FG-FGA	FT-FTA/PCT	O-D-T	PF-FO	A	TO	Blk	Stl	Pts/Avg
UAB		8	0-3/.000	0-1/.000	0-0/.000	1-3-4	1-0	1	2	0	0	0/0.0
CH BAP		19	4-7/.571	0-2/.000	0-0/.000	0-2-2	3-0	6	0	0	0	8/4.0
Florida					DNP							
C. Car		3	0-0/.000	0-0/.000	0-0/.000	0-0-0	0-0	0	1	0	0	0/2.7
RMU		1	0-0/.000	0-0/.000	0-0/.000	0-0-0	0-0	0	0	0	0	0/2.0
La. Col		10	0-1/.000	0-1/.000	0-0/.000	0-0-0	1-0	1	2	0	0	0/1.6
NSU					DNP							
N.M.		8	0-1/.000	0-0/.000	0-0/.000	0-1-1	0-0	1	1	0	0	0/1.3
CE BAP		2	0-2/.000	0-1/.000	0-0/.000	0-0-0	1-0	0	0	0	0	0/1.1
LSU-A					DNP							
Samford		13	0-1/.000	0-0/.000	0-0/.000	0-1-1	1-0	0	0	0	0	0/1.0
Ga. St.	*	19	0-0/.000	0-0/.000	2-2/1.000	0-0-0	0-0	1	1	0	1	2/1.1
Ark. St.					DNP							
UTA		4	0-1/.000	0-1/.000	0-0/.000	0-0-0	0-0	0	0	0	0	0/1.0
TXST					DNP							
Troy					DNP							
UALR					DNP							
UL-L		3	0-0/.000	0-0/.000	0-0/.000	0-0-0	0-0	1	0	0	0	0/0.9
UTA					DNP							
Ga. So.					DNP							
Troy		4	0-1/.000	0-1/.000	0-0/.000	0-0-0	0-0	1	0	0	0	0/0.8
USA		1	0-0/.000	0-0/.000	0-0/.000	0-0-0	0-0	0	0	0	0	0/0.8
UALR		1	0-0/.000	0-0/.000	0-0/.000	0-0-0	0-0	0	0	0	0	0/0.7
Ga. So.					DNP							
UL-L					DNP							
App. St.		3	0-0/.000	0-0/.000	0-0/.000	0-1-1	0-0	0	0	0	0	0/0.7
Ark. St.		3	0-0/.000	0-0/.000	0-0/.000	0-0-0	0-0	0	0	0	0	0/0.6
USA												
App. St.												
Ga. St.												
TXST												
TBA												
Totals	1	102	4-17/.235	0-7/.000	2-2/1.000	1-8-9	7-0	12	7	0	1	10/0.6

2014-15 (SENIOR)

Scored eight points in 19 minutes in a win over Champion Baptist... seen action in eight conference games and 16 on the year... started at Georgia State

2013-14 (JUNIOR)

Finished top-10 in the league in three-point field goal percentage at .405 (15-37)... started in 11 of ULM's last 12 games and doubled his scoring average in that span... posted career-highs of 12 points and eight rebounds against South Alabama at home... became the only ULM student-athlete to hit 10 free throws in a game on the season as he went 10-12 at home against Arkansas State... registered three double-figure scoring games... played a career-high 36 minutes at Arkansas State and pulled down eight rebounds... drained a trio of three-pointers at both Texas State and Georgia State... averaged 4.1 points per game and made 22 appearances

PREVIOUS SCHOOL

Played two seasons at Kilgore College and led the Rangers to a 27-6 overall record and an East Texas JUCO Conference Championship ... Also guided Kilgore to the quarterfinals of the 2013 National Junior College Athletic Association National Tournament and started every game ... Averaged 5.9 points, 2.7 rebounds and 1.9 assists in 33 appearances ... Tallied five double-figure scoring games including a career-high 17 points on two separate occasions ... Shot .807 percent from the free-throw line

HIGH SCHOOL

An All-Conference honoree at Los Osos High School ... Averaged 15 points and seven rebounds per game while shooting .857 from the free throw line ... 1,000 point scorer in his career



22 Lance Richard

R-Freshman | Guard | 5-10 | 175
Monroe, La. | Sterlington HS

	Season-High	Career-High
Pts	8, vs. CHBC (11/17/14)	8, vs. CHBC (11/17/14)
FG	3, vs. CHBC (11/17/14)	3, vs. CHBC (11/17/14)
3FG	2, vs. CHBC (11/17/14)	2, vs. CHBC (11/17/14)
FT	N/A	N/A
Ast	N/A	N/A
Reb	3, vs. CHBC (11/17/14)	3, vs. CHBC (11/17/14)
Blocks	1, vs. RMU (11/17/14)	1, vs. RMU (11/17/14)
Steals	1, two times	1, two times
Min	15, vs. CHBC (11/17/14)	15, vs. CHBC (11/17/14)

Opp	GS	Min	FG-FGA/Pct.	3FG-FGA	FT-FTA/PCT	O-D-T	PF-FO	A	TO	Blk	Stl	Pts/Avg
UAB		1	0-0/.000	0-0/.000	0-0/.000	0-0-0	0-0	0	0	0	0	0/0.0
CH BAP		15	3-8/.375	2-7/.286	0-0/.000	0-3-3	1-0	0	1	0	1	8/4.0
Florida		1	0-0/.000	0-0/.000	0-0/.000	0-0-0	0-0	0	0	0	0	0/2.7
C. Car		1	0-2/.000	0-2/.000	0-0/.000	0-0-0	0-0	0	0	0	0	0/2.0
RMU		5	1-2/.500	1-2/.500	0-0/.000	0-0-0	2-0	0	0	1	0	3/2.2
La. Col		5	1-3/.333	1-3/.333	0-0/.000	0-0-0	0-0	0	0	0	0	3/2.3
NSU					DNP							
N.M.		1	0-1/.000	0-1/.000	0-0/.000	0-0-0	0-0	0	0	0	0	0/2.0
CE BAP		3	0-1/.000	0-1/.000	0-0/.000	0-0-0	0-0	0	0	0	1	0/1.8
LSU-A		0+	0-1/.000	0-1/.000	0-0/.000	0-0-0	0-0	0	0	0	0	0/1.6
Samford		2	0-0/.000	0-0/.000	0-0/.000	0-0-0	0-0	0	0	0	0	0/1.4
Ga. St.		5	1-2/.500	1-2/.500	0-0/.000	0-0-0	0-0	0	1	0	0	3/1.5
Ark. St.					DNP							
UTA		6	1-2/.500	1-2/.500	0-0/.000	0-1-1	1-0	0	0	0	0	3/1.7
TXST					DNP							
Troy					DNP							
UALR					DNP							
UL-L					DNP							
UTA					DNP							
Ga. So.		4	0-2/.000	0-2/.000	0-0/.000	0-1-1	0-0	0	0	0	0	0/1.5
Troy		0+	0-1/.000	0-0/.000	0-0/.000	1-0-1	0-0	0	0	0	0	0/1.4
USA					DNP							
UALR		1	0-0/.000	0-0/.000	0-0/.000	0-0-0	0-0	0	0	0	0	0/1.3
Ga. So.					DNP							
UL-L					DNP							
App. St.		1	0-0/.000	0-0/.000	0-0/.000	0-0-0	0-0	0	0	0	0	0/1.3
Ark. St.					DNP							
USA												
App. St.												
Ga. St.												
TXST												
TBA												
Totals		50	7-25/.280	6-23/.261	0-0/.000	1-5-6	4-0	0	2	1	2	20/1.3

2014-15 (R-FRESHMAN)

Netted a career-high eight points and hit a pair of three-pointers in a win over Champion Baptist... hit a three-pointer in an overtime win over UT Arlington... drilled a three-pointer and also rejected a shot against Robert Morris at the Battle 4 Atlantis... seen action in six conference games and 16 on the year

2013-14 (FRESHMAN)

Redshirted... will still have four years of eligibility remaining

HIGH SCHOOL

Played three seasons at Sterlington High School ... Guided the Panthers to a 25-8 record as a senior and a second round appearance in the Louisiana High School Athletic Association playoffs ... Averaged 12 points and 3 assists per game his senior year ... Earned All-District honors from 2010-2013



ULM Warhawks Men's Basketball

University of Louisiana at Monroe



32 Justin Roberson

Junior | Guard | 6-1 | 185
Natchitoches, La. | Western Texas

	Season-High	Career-High
Pts	19, vs. CEBC (12/16/14)	19, vs. CEBC (12/16/14)
FG	8, vs. CEBC (12/16/14)	8, vs. CEBC (12/16/14)
3FG	1, five times	1, five times
FT	8, vs. UALR (1/17/15)	8, vs. UALR (1/17/15)
Ast	7, at UALR (2/5/15)	7, at UALR (2/5/15)
Reb	7, two times	7, two times
Blocks	2, vs. RMU (11/27/14)	2, vs. RMU (11/27/14)
Steals	4, at TXST (1/10/15)	4, at TXST (1/10/15)
Min	40, at Troy (1/29/15)	40, at Troy (1/29/15)

Opp	GS	Min	FG-FGA/Pct.	3FG-FGA	FT-FTA/PCT	O-D-T	PF-FO	A	TO	Blk	Stl	Pts/Avg
UAB	*	32	6-11/.545	0-0/.000	6-6/1.000	1-3-4	1-0	5	1	0	2	18/18.0
CH BAP	*	15	4-5/.800	0-0/.000	1-2/.500	0-1-1	1-0	2	1	0	3	9/13.5
Florida	*	26	1-6/.167	0-1/.000	0-0/..000	0-1-1	5-1	0	3	0	2	2/9.7
C. Car	*	29	4-7/.571	1-3/.333	2-2/1.000	0-7-7	2-0	2	2	0	0	11/10.0
RMU	*	31	6-10/.600	0-2/.000	0-0/.000	0-4-4	3-0	6	3	2	0	12/10.4
La. Col	*	26	5-7/.714	0-1/.000	2-2/1.000	0-3-3	4-0	1	5	0	2	12/10.7
NSU	*	28	4-6/.667	0-1/.000	0-2/.000	0-3-3	4-0	2	3	0	1	8/10.3
N.M.	*	32	3-11/.273	0-1/.000	0-1/.000	0-4-4	0-0	1	2	0	2	6/9.8
CE BAP	*	31	8-12/.667	1-2/.500	2-2/1.000	0-4-4	2-0	4	0	0	2	19/10.8
LSU-A	*	30	2-6/.333	0-0/.000	2-3/.667	0-7-7	5-1	4	2	0	0	6/10.3
Samford	*	25	1-10/.100	1-1/1.000	0-0/.000	3-3-6	0-0	2	3	0	1	3/9.6
Ga. St.		13	0-5/.000	0-1/.000	0-1/.000	0-0-0	2-0	0	0	0	0	0/8.8
Ark. St.		19	4-7/.571	0-0/.000	2-3/.667	0-1-1	2-0	1	0	0	0	10/8.9
UTA		23	2-10/.200	1-3/.333	0-0/.000	1-5-6	5-1	1	1	0	0	5/8.6
TXST		17	5-9/.556	0-1/.000	0-0/.000	0-2-2	5-1	2	3	0	4	10/8.7
Troy		26	4-9/.444	1-1/1.000	0-0/.000	0-1-1	1-0	0	0	0	1	9/8.8
UALR		24	2-6/.333	0-3/.000	8-9/.889	0-3-3	1-0	1	3	0	0	12/8.9
UL-L		28	3-7/.429	0-0/.000	2-5/.400	1-5-6	3-0	4	1	1	1	8/8.9
UTA		27	2-10/.200	3-2/.5	3-4/.750	3-2-5	2-0	3	3	0	0	7/8.8
Ga. So.		21	2-6/.333	0-3/.000	1-2/.500	1-4-5	2-0	3	1	0	0	5/8.6
Troy	*	40	2-11/.182	0-1/.000	5-6/.833	1-4-5	1-0	1	1	1	3	9/8.6
USA	*	33	4-11/.364	0-2/.000	1-1/1.000	1-3-4	5-1	6	1	1	2	9/8.6
UALR	*	39	4-10/.400	0-3/.000	0-0/.000	0-5-5	3-0	7	2	1	0	8/8.6
Ga. So.	*	31	1-4/.250	0-0/.000	3-4/.750	0-1-1	1-0	6	2	0	0	5/8.5
UL-L	*	34	5-13/.385	0-1/.000	4-6/.667	3-3-6	1-0	2	2	1	3	14/8.7
App. St.	*	14	6-7/.857	0-0/.000	1-1/1.000	1-1-2	2-0	2	0	0	0	13/8.8
Ark. St.	*	31	3-11/.273	0-0/.000	1-2/.500	2-3-5	2-0	4	1	0	1	7/8.8
USA												
App. St.												
Ga. St.												
TXST												
TBA												
Totals	18	725	93-227/.410	5-32/.156	46-64/.719	18-83-101	65-5	72	46	7	30	237/8.8

JUNIOR (2014-15)

Registered 13 points on 6-7 shooting vs. Appalachian State... recorded 14 points, six rebounds and three steals vs. UL-Lafayette at home... dished out a career-high seven assists at UALR... put in 12 points and drained a career-high eight free throws (8-9) vs. UALR at home... scored 10 points against both Arkansas State and Texas State... career-high 19 points and eight made field goals in the win over Central Baptist... reached double-figures with 12 points on 5-7 shooting against Louisiana College... registered a team and game-high of 18 points, including a perfect 6-6 FT, to go along with his five assists in a win over UAB... recorded a career-high three steals against Champion Baptist... netted 11 points and grabbed a career-high seven rebounds against Coastal Carolina... drained 12 points with six assists and two blocks against Robert Morris

PREVIOUS SCHOOL

Led Western Texas Junior College to a 23-8 record and averaged 14.2 points, 3.5 rebounds, 4.0 assists and 2.0 steals per game... named to the All-Western Texas Conference First-Team... memorable dunk over a 6-8 post player after driving down the lane

HIGH SCHOOL

Lettered in both basketball and football at Natchitoches Central HS and earned All-State in both sports

Individual Career Totals for Returning Student-Athletes

Only includes statistics at ULM

Points

T. Ongwae	831
N. Coppola	438
M. Williams	392
D. Harvey	169
C. Amajoyi	101

Steals

T. Ongwae	59
N. Coppola	38
M. Williams	21
D. Harvey	17
C. Amajoyi	10

Field Goals M-A

T. Ongwae	296-686
M. Williams	162-312
N. Coppola	155-385
D. Harvey	66-124
C. Amajoyi	29-86

Free Throws M-A

T. Ongwae	208-243
M. Williams	66-108
N. Coppola	59-87
D. Harvey	33-57
C. Amajoyi	28-38

Rebounds

T. Ongwae	345
M. Williams	218
D. Harvey	177
N. Coppola	150
C. Amajoyi	76

Three-Pointers M-A

N. Coppola	67-181
T. Ongwae	42-155
C. Amajoyi	15-47
M. Williams	2-8

Assists

N. Coppola	195
T. Ongwae	116
D. Harvey	26
C. Amajoyi	23
M. Williams	19

Games/Starts

T. Ongwae	54/54
N. Coppola	54/54
D. Harvey	54/9
M. Williams	46/37
C. Amajoyi	38/15

Blocks

M. Williams	42
T. Ongwae	30
D. Harvey	23
C. Amajoyi	2

Minutes

N. Coppola	1869
T. Ongwae	1791
M. Williams	1064
D. Harvey	752
C. Amajoyi	483

ULM's 2014-15 Record When it Has...

Five Double-Figure Scorers (2-0)

vs. Northwestern State
vs. UALR

Two Double-Figure Scorers (2-7)

at No. 8 Florida
vs. Coastal Carolina
vs. Robert Morris
at Samford
vs. Troy (win)
vs. UT Arlington
vs. Georgia Southern
at Troy (win)
at Arkansas State

Four Double-Figure Scorers (6-0)

at UAB
vs. Champion Baptist
vs. Louisiana College
vs. Central Baptist
vs. Arkansas State
at UALR

Three Double-Figure Scorers (8-0)

vs. LSU-Alexandria
at UT Arlington
at Texas State
vs. South Alabama
at Georgia Southern
vs. UL-Lafayette
vs. Appalachian State

One Double-Figure Scorer (1-0)

at UL-Lafayette

No Double-Figure Scorers (0-2)

at New Mexico
at Georgia State



ULM Warhawks Men's Basketball

University of Louisiana at Monroe




Media Roster



0 Marvin Williams

Senior | Center
6-8 | 245
Memphis, Tenn.
NW Florida State College



11 Nick Coppola

Sophomore | Guard
5-11 | 190
Richmond, Va.
Benedictine Prep



1 Alex Brown

Freshman | Guard
6-4 | 185
Vernon, Fla.
Vernon HS



12 Tylor Ongwae

Senior | Forward
6-7 | 205
Eldoret, Kenya
Ranger College



2 DeMondre Harvey

Junior | Forward
6-7 | 210
Minden, La.
Pearl River CC



13 Majok Deng

Junior | Forward
6-10 | 190
Adelaide, Australia
Indian Hills CC




3 Prince Cooper

Sophomore | Guard
6-4 | 215
Freeport, Bahamas
Miami-Dade College



20 Chinedu Amajoyi

Senior | Guard
6-3 | 195
Rancho Cucamonga, Calif.
Kilgore College



4 Mack Foster

Junior | Guard
6-2 | 185
Beulah, Miss.
East Mississippi CC



22 Lance Richard

R-Freshman | Guard
5-10 | 170
Monroe, La.
Sterlington HS




5 Jamaal Samuel

Junior | Forward
6-9 | 205
New Orleans, La.
Illinois State



32 Justin Roberson

Junior | Guard
6-1 | 185
Natchitoches, La.
Western Texas



10 Roderick Taylor

Freshman | Forward
6-8 | 210
Harker Heights, Texas
Harker Heights HS



Head Coach Keith Richard

ULM '82
Fifth Year at ULM
14th Year Overall
Baton Rouge, La.